



## A23.0910 0.8x~10x Zoom Stereo Optical Microscope With High Eye-point Wide Field Plan Eyepiece PL10X/23mm

Our Product Introduction

### Basic Information

- Place of Origin: China
- Brand Name: CNOEC, OPTO-EDU
- Certification: CE, Rohs
- Model Number: A23.2910
- Minimum Order Quantity: 1 pc
- Price: FOB \$1~1000, Depend on Order Quantity
- Packaging Details: Carton Packing, For Export Transportation
- Delivery Time: 5~20 Days
- Payment Terms: T/T, West Union, Paypal
- Supply Ability: 5000 pcs/ Month



### Product Specification

- Applications: Industry
- Certification: CE|Rohs
- Eyepieces: High Eye-point Wide Field Plan Eyepiece
- Illumination: LED
- Product Name: Stereo Zoom Microscope
- Camera Adapter: 0.5X/0.65X/1X C-mount Adapter, Focus Adjustable
- Highlight: **stereo dissecting microscope,  
stereo binocular microscopes**

for more products please visit us on [cnoec.com](http://cnoec.com)

## A23.0910-B1,B2,B10 Series Microscope



### A23.0910-B1

Zoom Stereo Microscope, Parallel Light,  
0.63x~8x,1:12.5,  
B1 Track Stand, Without Bottom Light,  
Upper LED Ring Light



### A23.0910-B2

Zoom Stereo Microscope, Parallel Light,  
0.63x~8x,1:12.5,  
B2 Track Stand, Bottom Light Mirror  
360° Rotatable, Upper Light 5W LED  
External Power Box + Single Optical  
Fiber 500mm



### A23.0910-B10

Zoom Stereo Microscope, Parallel Light,  
0.63x~8x,1:12.5,  
B10 Track Stand, Bottom Light 5W LED Color  
Temperature Adjustable, Upper LED Ring  
Light



5~45° Tilting Trinocular Head & PL10x/23mm Eyepiece



Head & Eyepiece

5~45° Tilting Trinocular Head, Whether Standing Or Sitting, Fully Meet Your Operating Posture  
High Eye-Point Wide Field Plan Eyepiece, Diopter Adjustable, With A Larger Field Of View Than  
Traditional Eyepieces, A Wider And Clearer Image Can Be Obtained



Apochromatic Objective, Zoom Ratio 1:12.5

Apochromatic Objective

Apochromatic Design Significantly Improves The Lens Performance of Color Rendition.  
Correcting The Axial Chromatic Aberration Of Red/green/blue/purple, And Converge Them On A  
Focal Plane, The Objective Is Able To Present The Real Color Of The Samples.

#### Zoom Ratio 1:12.5



Has Large Zoom Ratio From 0.63x To 8x, With Click Stop For Every Main Time, Which Can Be Manually Unbind For Zoom Magnifying Smoothly



#### Switch Between Click / Click Stop

#### Switch Between Click / Click Stop

Click Mode, the zoom knob will click at each integer magnification like 1x, 2x, 3x..., for user to know which magnification is under view easily.



#### Aperture Diaphragm Adjustment

#### Aperture Diaphragm Adjustment

Shift The Aperture Diaphragm In Front To Adjust Depth Of Field For High-quality Image





## Aperture Diaphragm Adjustment(A23.0910-B10)

### Humanized Light Intensity

Rotate The Dimmer To Adjust Light Intensity, The Detailed Percent Of Brightness Will Be Displayed From The Lcd On The Base. It Is Helpful To Record Data Of The Best Back Light For Sample Observation

### Optional Color Temperature

Adjust The Color Temperature To Create A Perfect Imaging Background For Different Samples In Different Work Environment



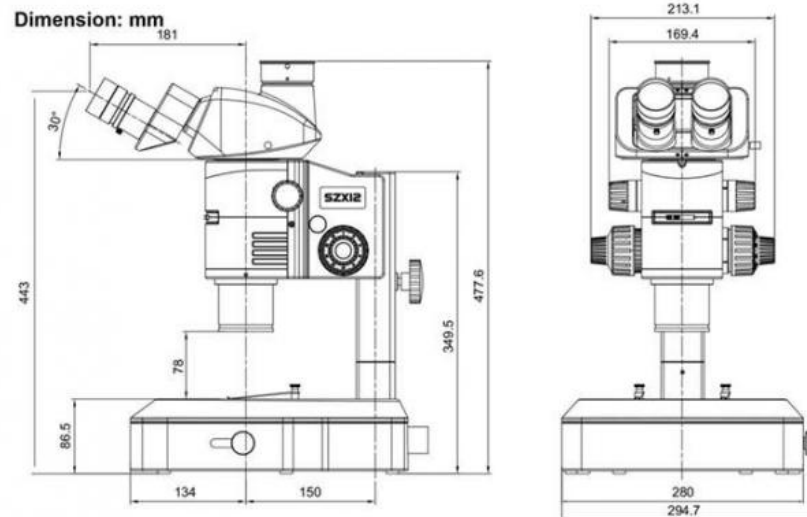
## Mirror Adjustment Device & Power Box

### Mirror Adjustment Device

The Base Has A Built-in Mirror, And The Mirror Can Be Rotated 360 ° By Adjusting The Knob To Change The Illumination Range Of The Light Passing Through The Mirror. The Reflector Is Two Sides, That Is, A Flat Mirror And A Matte Surface, Which Can Obtain Images With Different Effects To Meet The Various Needs Of Users For Lighting Effects

## Application Field

Support For Life Science Research, Meet The Demands Of Biological Experiment, Chemical Analysis And Cell Culture.  
Indispensable Testing Tool, Widely Applied For Surface Detection Of Pcb, Smt, Semiconductor Chip, Metal Material And Precision Components.



Support For Life Science Research, Meet The Demands Of Biological Experiment, Chemical Analysis And Cell Culture.  
Indispensable Testing Tool, Widely Applied For Surface Detection Of Pcb, Smt, Semiconductor Chip, Metal Material And Precision Components.

A23.0910 Zoom Stereo Microscope, Zoom Ratio 1:12.5, Parallel Light		A23.09 10-B1	A23.09 10-B2	A23.09 10-B10	Cata. No.
Head	5°~45° Tilting Trinocular Head, Light Splitting Switch E100:P0/E0:P100, Inter-Pupillary Distance 50~76mm, With Eyepiece Lock	●	●	●	
	30° Inclined Trinocular Head, Light Splitting Fixed E50:P50, Inter-Pupillary Distance 50~76mm, With Eyepiece Lock				
Eyepiece	PL10x/22mm High Eye-Point Wide Field Plan Eyepiece, Diopter Adjustable	●	●	●	A51.0925-10
	PL15x/16mm High Eye-Point Wide Field Plan Eyepiece, Diopter Adjustable	○	○	○	A51.0925-15
	PL20x/12.5mm High Eye-Point Wide Field Plan Eyepiece, Diopter Adjustable	○	○	○	A51.0925-20
Lens	Zoom Lens 0.63x~8x, Zoom Ratio 1:12.5, Built-in Aperture Diaphragm Adjustable, Main Scales On Zoom Knob 0.63x, 0.8x, 1.0x, 1.25x, 1.6x, 2.0x, 2.5x, 3.2x, 4x, 5x, 6.3x, 8x, Switch Between With/Without Click Stop	●	●	●	
	0.5x Main Objective APO, Working Distance 70.5mm	○	○	○	A52.0930-05
Auxiliary Objective	1.0x Main Objective APO, Working Distance 78.0mm	●	●	●	A52.0930-10
	1.5x Main Objective APO, Working Distance 31.1mm	○	○	○	A52.0930-15
	2.0x Main Objective APO, Working Distance 20.0mm	○	○	○	A52.0930-20
Nosepiece	Double Nosepiece	○	○	○	
Frame	Coaxial Fine & Coarse Focusing Mechanism, Integrated Focus Holder And Stand, Focusing Range 50mm, Fine Focusing Precision 0.002mm	●	●	●	
Base & Bottom Light Source	(B1) Plan Base Without Illumination, With Black/White Plate Dia.100mm	●	-	-	
	(B2) Plan Base With Bottom Illumination Built-in Mirror 360° Rotatable + Position Adjustable Use With Oblique Illumination 5W LED	-	●	-	
	Forearm Holder (Matching Use With B2 Base)	-	○	-	A54.0965
	(B10) Ultra-thin Base, With Bottom Illumination 5W LED, Color Temperature 3200~5600K & Light Intensity Adjustable With Digital Readout LCD Screen	-	-	●	
Upper Light Source	Upper Illumination: Attachable LED Ring Light (200 Bulbs), Wide Voltage 100-220V	●		●	
	Oblique Illumination: External 5W LED Module, Color Temperature 5000-5500K White Light, Wide Voltage 100-220V, Output 12V5W, Power Supply Box Size 270×100×130mm, With Single Optical Fiber 500mm (Matching Use With B2 Base)	-	●	-	
	Coaxial Illumination: 1.5x, With 1/4 λ, 360° Rotatable, 20W LED, Intensity Adjustable, With Power Supply Box, With Soft Double Optical Fiber 1000mm	-	-	-	

Polarizing	Polarizer Fixed On Bottom Light Source (For Transmit Light)	-	○	○	A5P.0925-P
	Analyzer Attached Under Lens, 360° Rotatable (For Transmit Light)	-	○	○	A5P.0925-A
Adapter	0.35x C-mount Adapter, Focus Adjustable	○	○	○	A55.0930-35
	0.5x C-mount Adapter, Focus Adjustable	○	○	○	A55.0930-05
	0.65x C-mount Adapter, Focus Adjustable	○	○	○	A55.0930-65
	1.0x C-mount Adapter, Focus Adjustable	○	○	○	A55.0930-10
Allen key	M4 allen key (3mm)	●	●	●	
Package	Sponge And Carton, One Set/Carton, Carton Size 58.5x55x81cm	●	●	●	
● Means Standard Outfit ○ Means Optional Parts - Mean Not Match					



**Opto-Edu (Beijing) Co., Ltd.**



0086 13911110627



sale@optoedu.com



cnoec.com

F-1501 Wanda Plaza, No. 18 Shijingshan Road, Beijing 100043, China