



Orthopedics Binocular Observation Surgical Operating Microscope A41.1945

Our Product Introduction

Basic Information

- Place of Origin: China
- Brand Name: CNOEC, OPTO-EDU
- Certification: CE,
- Model Number: A41.1945
- Minimum Order Quantity: 1 pc
- Price: FOB \$1~1000, Depend on Order Quantity
- Packaging Details: Carton Packing, For Export Transportation
- Delivery Time: 5~20 Days
- Payment Terms: T/T, West Union, Paypal
- Supply Ability: 5000 pcs/ Month



Product Specification

- Binocular Observation: Tilting Head 0°-180° Viewing Angle Adjustable For User
- Magnification Of Binocular: 8X
- Magnification Of Eyepiece: 12.5X
- Interpupillary Distance: 50mm-80mm
- Diopter: $\pm 7D$
- Magnification Changer: 3-step Magnification Change: 0.6X, 1X, 1.6X
- Focal Length Of Objective: Two Objectives: F=200 & F=250mm (M45x0.75mm)
- Total Magnification: 4.8X, 8X, 12.8X, 6X, 10X, 16X
- Linear Field: 50mm, 30mm, 19mm, 40mm, 24mm, 15mm
- Filter: Built-in Green And Yellow Filters
- Highlight: **Orthopedics Surgical Operating Microscope, Binocular Observation Surgical Operating Microscope, Orthopedics Binocular Surgical Microscope**

for more products please visit us on cnoec.com

Product Description

Our Product Introduction

for more products please visit us on cnoec.com

Orthopedics Binocular Observation Surgical Operating Microscope A41.1945

A41.1941, A41.1942, A41.1945 Surgical Operation Microscope

A41.1941 Operating Microscope, is Best Choice for Orthopedics, Plastic Surgery, Hand Surgery, Thoracic Surgery Operation. It has two heads both inclined 45°, using fiber-optic cable for coaxial illumination up to 60000 lux, manual 3 steps zoom body, total magnification 6x,10x,16x, standard objective F=200mm, optional objectives F=175mm, 250mm, 300mm, 350mm, 400mm, 450mm. Featured with 2 functions foot switch to control motorized Z focus, it is widely used in hospital for Ophthalmology.

A41.1942 is upgraded version, with 6 functions foot switch to control motorized X/Y move, Z focus.

A41.1945 is the highest model in this series, with motorized zoom 4x~24x objective, dual fiber halogen fiber light 100000 lux, 8 functions foot switch to control motorized X/Y move, Z focus & Zoom.

All 3 models can upgrade with optional beam splitter, SLR camera adapter, phone holder, CCD adapter for digital camera, for sharing real time image to LCD monitor, mobile phone or computer.

Features:

- Dual Head 180° Opposite, For Orthopedics, Plastic Surgery, Hand Surgery, Thoracic Surgery, ENT, Dental
- Eyepiece 12.5x, 3 Steps Manual Zoom 6x10x16x, or Continuous Zoom 4x~24x
- Objective F=200mm, 2nd Objective F=125mm, Halogen Cold Light, Max Brightness 60000 Lux to 100000 Lux
- 2 Functions, 6 Functions, 8 Functions Foot Switch, Control X/Y Move, Z Focus, Zoom
- Four Wheels Stand Swing Angle of Carry Arm 0~300°, Height From Objective to Floor 800mm

	A41.1941	A41.1942	A41.1945
Main Usage	For Orthopedics, Plastic Surgery, Hand Surgery, Thoracic Surgery, ENT, Dental		
Eyepiece	WF12.5x		
Head	Dual Heads For Two People Operation, Opposite In 180°, Interpupillary Distance 55~75mm, Both Left & Right Eyetube Diopter Adjustable ±6D		
Main Head	Inclined 45°	Inclined 45°	Inclined 30°~90°
Magnification	3 Steps 6x, 10x, 16x	3 Steps 6x, 10x, 16x	4x~24x Continuous Zoom
View Field	Dia.34mm, 20mm, 13mm	Dia.34mm, 20mm, 13mm	Dia.50~8.2mm
Zoom Body	1:6 Motorized Continuous Zoom, Parallel Light System		
Assistant Head	Inclined 45°		
Magnification	3 Steps 6x, 10x, 16x	3 Steps 6x, 10x, 16x	4x~24x Continuous Zoom
View Field	Dia.34mm, 20mm, 13mm	Dia.34mm, 20mm, 13mm	Dia.50~8.2mm
Main Objective	F=200mm, Optional F=175mm, 250mm, 300mm, 350mm, 400mm, 450mm		
Assistant Obj.	F=125mm		
Focus	Motorized Focus, Range +/-50mm, Speed 33s/Full Distance		
Control	2 Functions Foot Switch, Control Z Focus	6 Functions Foot Switch, Control X/Y Move, Z Focus	8 Functions Foot Switch, Control X/Y Move, Z Focus, Zoom
Stand	Four Wheels Moving Stand --Max Extended Length 1100mm --Max Rotatable Swing Angle of Arm 0~300° --Distance Between Objective And Ground Surface 800mm~1250mm		
Illumination	Optical Fiber Coaxial Halogen Cold Light, Light Spot Dia.50mm, Intensity 60000 Lux.		Dual Optical Fiber Coaxial Halogen Cold Light, Light Spot Dia.50mm, Intensity 100000 Lux.
Packing	3 Cartons Total G.W 104Kg, Volume 0.3462CBM Head: 595×460×230(mm)/14kg Body: 1180×535×230 (mm)/45kg Stand:775×775×230(mm)/45kg		4 Cartons Total G.W 165Kg Volume 0.45CBM Head:595×460×230(mm)/14KG Body:890×650×265(mm)/41KG Control:1025×260×300(mm)/32K G Stand:890×865×200(mm)/78KG



OPTO-EDU (BEIJING) CO., LTD.

OPTO-EDU

F-1501 Wanda Plaza, No.18 Shijingshan Road, Beijing 100043, China
Tel:+8610 88696020 Fax:+8610 88696085

A41.1945

Operating Microscope, Dual Head,
Motor Zoom, 2x-30x, 8 Function Foot Switch,
For Orthopedics, Hand, Chest, Burn And Plastic Surgery,
Andrology, Genitourinary, Animal Anatomy



OPTO-EDU



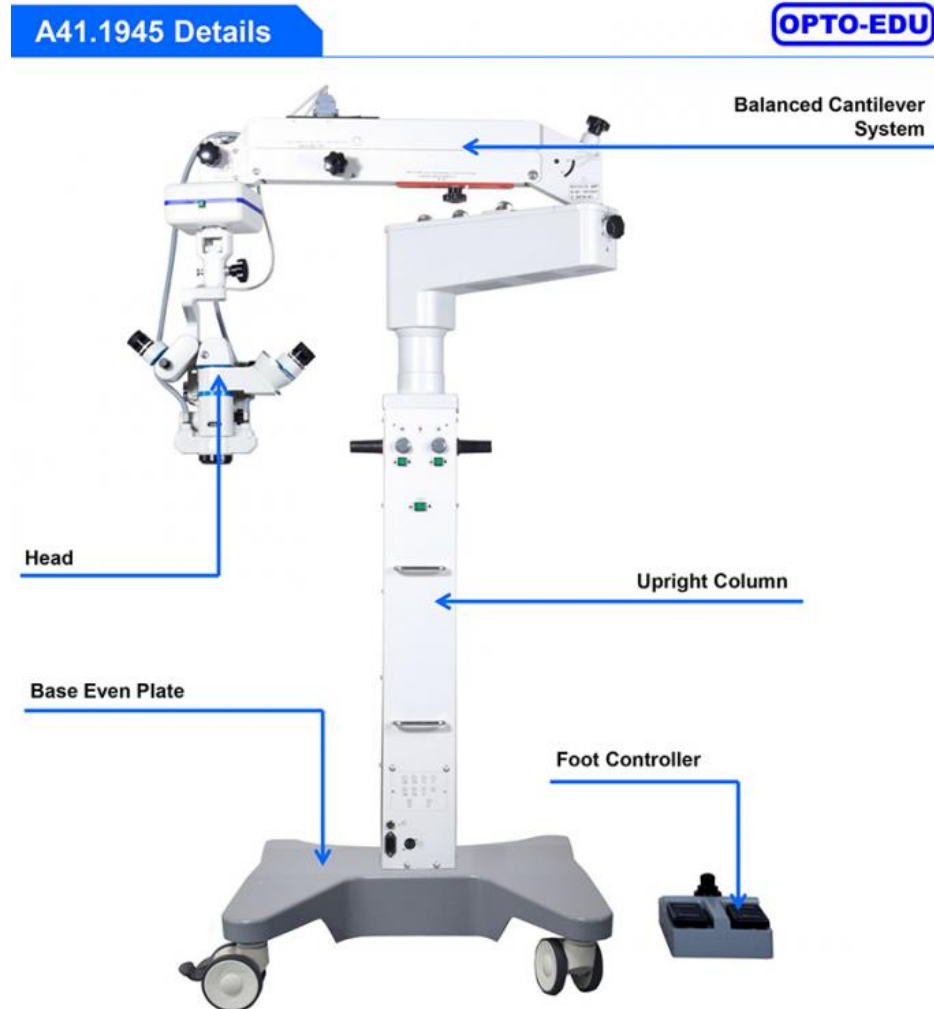
A41.1945
Operating Microscope

A41.1945

Operating Microscope


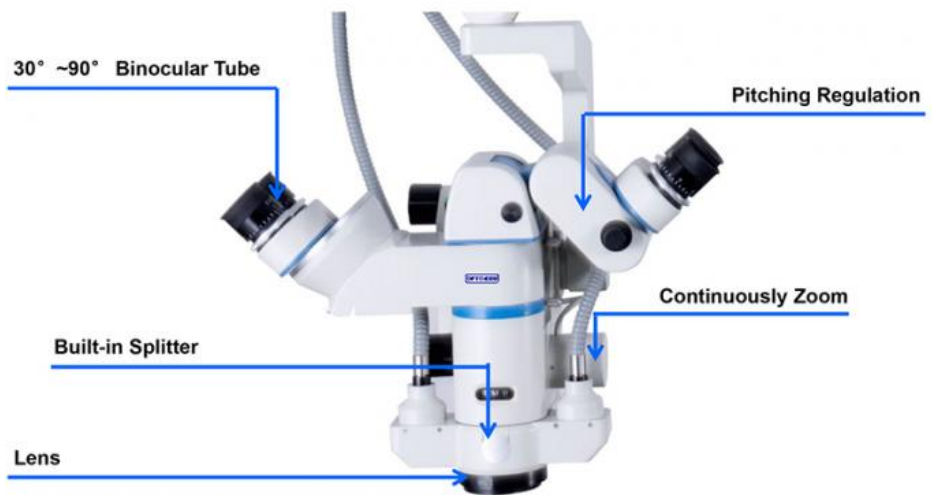
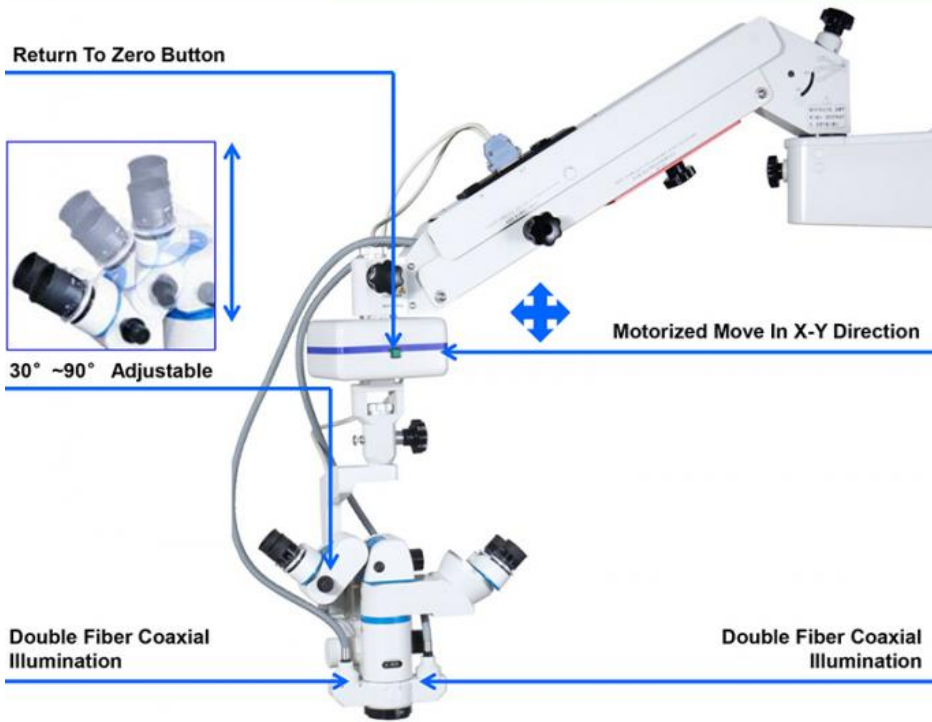
Dual Head, Motor Zoom, 2x-30x, 8 Function Foot Switch, For Orthopedics, Hand, Chest, Burn And Plastic Surgery, Andrology, Genitourinary, Animal Anatomy

A41.1945 operation microscope adopts high resolution and high definition optical system, strong stereo sense, large depth of field, cold light source double fiber coaxial lighting, bright field brightness, automatic fretting focusing, electric continuous change, and visual, television and video photography functions, luxurious frame, full function, suitable for Department of orthopedics Microsurgery and teaching demonstration of Department of thoracic surgery, hand surgery and plastic surgery.



A41.1945, Operating Microscope, Dual Head, Motor Zoom, 2x-30x, 8 Function Foot Switch, For Orthopedics, Hand, Chest, Burn And Plastic Surgery, Andrology, Genitourinary, Animal Anatomy

- Dual Head 180° Opposite, For Orthopedics, Hand, Chest, Burn And Plastic Surgery, Andrology, Etc.
- Eyepiece 12.5x, Motorized Zoom 1:6, 4x~24x, View Field Dia. 50~8.2mm, Objective F=200mm
- Main Head 30~90° Assistant Head 45°, Same Magnification & View Field As Main Head
- Dual Optical Fiber Halogen Light, Max Brightness 100000Lux, Light Spot Dia.50mm
- 8 Functions Foot Switch, Motorized Zoom + XYZ Move, Four Wheels Stand, Extend 1200mm





30° -90° Binocular Tube Can Suitable For Different Surgeons



Build-in beam splitter



Equipped With Spare Light Bulb, Switched Quickly During Operation



Adjustable Macular Protector
Macular Protector Can Protect Retina

A41.1945 Details


OPTO-EDU



Electric & Manual Infinite Zoom



8 Functions Footswitch: X-Y
Moving ,Zoom ,Focusing



Double illumination brightness can be adjusted independently. Coaxial illumination and auxiliary oblique illumination make higher brightness



Xenon Lamp (Optional)

Optional high luminance xenon lamp light source, illuminance is halogen light source 2, 3 times. The color temperature is high, like the color of the sun. High illumination and long service life.

A41.1945 Details

OPTO-EDU

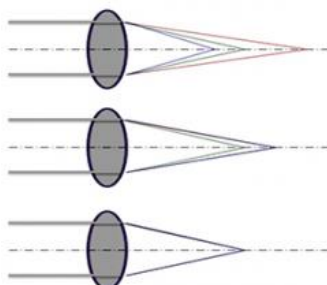
Multilayer Coating Technology, The Light Transmittance Is Up To 98%

Through multilayer coating technology, we can reduce light reflection attenuation, increase light transmission and improve brightness. The multilayer coating technology we use can achieve optical energy passing rate of 98%.



WF12.5X High Point Eyepiece

The unique design of the optical system, convenient for doctors with glasses.

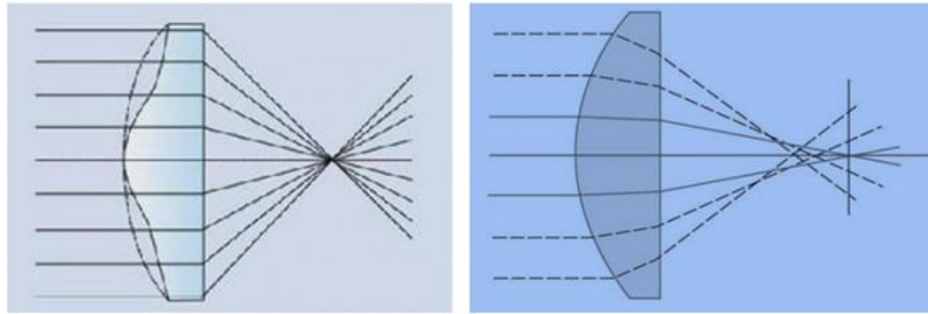


Complex Achromatic Objective Lens

Optical design of apochromatic correction can not only red green and blue three colors. Can correct the aberration of red, blue two color lights. Improve image resolution, contrast and depth of field

Aspheric Lighting Technology, Better Light Gathering Effect

The spherical illumination can not refract the light to the same surface, and cause the light to be more dispersed on the surface. The aspheric technology can increase the concentration effect and improve the brightness.



A41.1945 Camera System

OPTO-EDU



Camera System

Configure the wireless mouse operation, without the computer, free access to high definition images. The product interface is rich, HDMI and USB are synchronously output, high speed SD cards are photographed or recorded video. At the same time, it has the same screen image contrast, HDR (wide dynamic), image freezing, image inversion, digital amplification and other functions. It is widely used in video conferencing, telemedicine, micrograph, video projection and other fields.



A41.1941



A41.1942



A41.1945

A41.19 Series Optional Accessories



Optional Accessories		Optional For	Cata. No
Objective		F=175mm	A52.1941-175
		F=200mm	A52.1941-200
		F=250mm	A52.1941-250
		F=300mm	A52.1941-300
		F=350mm	A52.1941-350
		F=400mm	A52.1941-400
		F=450mm	A52.1941-450
Zoom Objective		F=180-300mm	A41.192x Series A52.1941-180300
		F=200-500mm	A41.192x Series A52.1941-200500
Head		Assistant Binocular Head	A41.192x Series A53.1941
Beam Splitter		Wedge-shaped Splitter, 1 Port	A41.192x Series A55.1941
		Beam Splitter, 2 Ports	A41.193x Series A41.194x Series A55.1942
Adapter		SLR Digital Camera Adapter, For Canon or Nikon (Need Confirm Which Brand When Order)	A41.192x Series A41.193x Series A41.194x Series A41.195x Series All Models A55.1943
		Mobile Phone Adapter & Holder	A41.192x Series A41.193x Series A41.194x Series A41.195x Series All Models A55.1944
		Digital CCD Camera Adapter	A41.192x Series A41.193x Series A41.194x Series A41.195x Series All Models A55.1945
Digital Camera		38M, 1/2.3", Output HDMI+USB+TF Card, HDMI Resolution Photo 60M, Video 2K@30FPS, 1080p@60FPS, USB Resolution 2.0M, HDMI+USB Output At Same Time, USB Measuring Function, Input DC12V, C/CS Mount, Including HDMI Cable, USB Cable, Remote Controller, Adapter, Manual, 16G TF Card	A41.192x Series A41.193x Series A41.194x Series A41.195x Series All Models A59.4231
Light Source		Xeon Light Source, 250W	A41.193x Series A41.194x Series A41.195x Series A56.4844
BIOM System Kit		For Fundus Surgery, Splitter+Holder+130°+90° Lens, Mounting Kits For Zeiss,Leica,Topcon, Takagi, Corder	A41.193x Series A55.1931

A41.19 Series Model & Selection Guide



Picture	Model	Magnification	Head & C-Mount	Standard Objective	Optional Objective	Optional	Light Source	Control	Package	Application
	A41.1921	6 Steps, 2.7x, 4.5x, 7.2x, 10.8x, 18x, 27x	One Head 0°-200°	F=250mm	F=175mm F=200mm F=300mm F=350mm F=400mm F=450mm F=180-300mm F=200-500mm	Assistant Head Beam Splitter SLR Adapter Phone Holder CCD Adapter	LED 60000 lux	Manual	3 Cartons, Total G.W 111Kg, Volume 0.381CBM	ENT Dental
	A41.1926	2.5x-21x	One Head 0°-200°	F=250mm	F=175mm F=200mm F=300mm F=350mm F=400mm F=450mm F=180-300mm F=200-500mm	Assistant Head Beam Splitter SLR Adapter Phone Holder CCD Adapter	LED 60000 lux	Manual	3 Cartons, Total G.W 111Kg, Volume 0.381CBM	ENT Dental
	A41.1931	3 Steps, 6x, 10x, 16x	Dual Head 90° 45°+45°	F=200mm	F=175mm F=250mm F=300mm F=350mm F=400mm F=450mm	Beam Splitter SLR Adapter Phone Holder CCD Adapter	Halogen 60000 lux	2 Function Foot Switch Z (Focus)	3 Cartons, Total G.W 104Kg, Volume 0.346CBM	Ophthalmology Fundus Surgery
	A41.1932	3 Steps, 6x, 10x, 16x	Dual Head 45°+45°	F=200mm	F=175mm F=250mm F=300mm F=350mm F=400mm F=450mm	Beam Splitter SLR Adapter Phone Holder CCD Adapter	Halogen 60000 lux	6 Function Foot Switch X/Y/Z	3 Cartons, Total G.W 104Kg, Volume 0.346CBM	Ophthalmology Fundus Surgery
	A41.1936	Motor Zoom 4.5x-27.3x	Dual Head 30°-90°+45°	F=200mm	F=175mm F=250mm F=300mm F=350mm F=400mm F=450mm	Beam Splitter SLR Adapter Phone Holder CCD Adapter	Halogen Dual Fiber 100000 lux	8 Function Foot Switch X/Y/Z/Zoom	4 Cartons, Total G.W 165Kg, Volume 0.45CBM	Ophthalmology Fundus Surgery
	A41.1941	3 Steps, 6x, 10x, 16x	Dual Head 45°+45°	F=200mm	F=175mm F=250mm F=300mm F=350mm F=400mm F=450mm	Beam Splitter SLR Adapter Phone Holder CCD Adapter	Halogen 60000 lux	2 Function Foot Switch Z (Focus)	3 Cartons, Total G.W 104Kg, Volume 0.346CBM	Orthopedics, Plastic Surgery, Hand Surgery, Thoracic Surgery
	A41.1942	3 Steps, 6x, 10x, 16x	Dual Head 45°+45°	F=200mm	F=175mm F=250mm F=300mm F=350mm F=400mm F=450mm	Beam Splitter SLR Adapter Phone Holder CCD Adapter	Halogen 60000 lux	6 Function Foot Switch X/Y/Z	3 Cartons, Total G.W 104Kg, Volume 0.346CBM	Orthopedics, Plastic Surgery, Hand Surgery, Thoracic Surgery
	A41.1946	Motor Zoom 4x-24x	Dual Head 30°-90°+45°	F=200mm	F=175mm F=250mm F=300mm F=350mm F=400mm F=450mm	Beam Splitter SLR Adapter Phone Holder CCD Adapter	Halogen Dual Fiber 100000 lux	8 Function Foot Switch X/Y/Z/Zoom	4 Cartons, Total G.W 165Kg, Volume 0.45CBM	Orthopedics, Plastic Surgery, Hand Surgery, Thoracic Surgery
	A41.1960	Motor Zoom 3x-16x	Dual Head 30°-90°+0° Beam Splitter	F=300mm Or F=250mm	F=175mm F=200mm F=250mm F=300mm F=350mm F=400mm F=450mm	SLR Adapter Phone Holder CCD Adapter	Halogen Dual Fiber 100000 lux	8 Function Handle or Foot Switch X/Y/Z/Zoom	4 Cartons, Total G.W 169Kg, Volume 0.45CBM	Neurosurgery Brain Surgery Dental ENT
	A41.1951	1.8x-21x	Dual Head 0°-200°+0° Beam Splitter Built-in CCD Software	Built-in F=200-450mm	/	SLR Adapter Phone Holder	LED +Halogen Dual Fiber 100000 lux	12 Function Handle X/Y/Z/Zoom Auto Focus XY Pendulum Photo/Video Brightness	4 Cartons, Total G.W 169Kg, Volume 0.45CBM	Neurosurgery Brain Surgery Dental ENT



Opto-Edu (Beijing) Co., Ltd.

☎ 0086 13911110627

✉ sale@optoedu.com

🌐 cnoec.com

F-1501 Wanda Plaza, No. 18 Shijingshan Road, Beijing 100043, China