



Opto Edu A14.0912 Inverted Biological Microscope Bf+Ph Eco Front Panel

Our Product Introduction

for more products please visit us on cnoec.com

Basic Information

- Place of Origin: China
- Brand Name: OPTO-EDU
- Certification: CE, Rohs
- Model Number: A16.091-L
- Minimum Order Quantity: 1pc
- Price: FOB \$1~1000, Depend on Order Quantity
- Packaging Details: Carton Packing, For Export Transportation
- Delivery Time: 5~20 Days
- Payment Terms: L/C, Western Union, T/T
- Supply Ability: 5000 pcs/ Month

OPTO-EDU



Product Specification

- Observation Method: Bright Field, Phase Contrast
- Head: "Trinocular Head, 45° Inclined, 360° Rotatable, IPD 50-75mm, Light Split Ratio 50:50"
- Eyepiece: Wide Field Plan PL10x/22mm, High Point, Diopter Adjustable
- Nosepiece: Quintuple
- Focusing: Coaxial Coarse & Fine Focusing, With Tension Adjustment Ring, Coarse Focusing Range 9mm, Up 6.5mm + Down 2.5mm, Fine Focusing Precision 0.002mm
- Condenser: LWD Condenser N.A. 0.30, W.D. 72mm, Dismountable, With Phase Contrast Slot
- Phase Contrast: Centre-Adjustable Phase Contrast Slide Plate, For 4x10+20x40x Objectives
- Transmit Light Source: 5W LED Illumination, Intensity Adjustable, LBD, IF550 Green Interference Filter Dia.45mm Color Temperature Change Filter Dia.45mm

Product Description

Inverted Biological Microscope, BF+PH, ECO

Infinity Color Corrected Optical System + Positive Phase Contrast
Plan WF10x/22mm, Diopter Adjustable, High Eye-point
Infinity LWD Plan Achromatic Objective 4x/10x/40x & Phase Contrast 20x
Phase Contrast Filter & Centering Telescope
5W LED With Light Indicator, With ECO Auto On/Off Function



OPTO-EDU (BEIJING) CO., LTD.

F-1501 Wanda Plaza, No.18 Shijingshan Road, Beijing 100043, China
Tel:+8610 88696020 Fax:+8610 88696085

A14.0912 Inverted Biological Microscope, BF+PH, ECO

A16.0912-L Inverted LED Fluorescence Microscope, Semi-APO, BF+PH+FL, ECO



A14.0912, A16.0912, A13.0912 Series Inverted Microscope

OPTO-EDU A14.0912, A16.0912, A13.0912 Series Inverted Microscope, is research level lab inverted microscope, combined Bright Field, Dark Field, Phase Contrast, Fluorescent, DIC, Semi-APO optical system, designed for laboratory biological research, or industry metallurgical & geography research. It has front view information screen which can show brightness, objective & fluorescent filters condition without checking inside of the microscope, make your work in dark room easier.

This series has 3 models :

A14.0912 Biological Inverted Microscope, With BF, PH View
A16.0912 Fluorescent Inverted Microscope, With BF, PH, FL View
A13.0913 Metallurgical Inverted Microscope, With BF, DF, PL, DIC View

A13.0912 Metallurgical Inverted Microscope

- Inverted Metallurgical Microscope Reflect Halogen 12V100W
- Infinity Plan LWD BF/DF DIC 5x10x20x Semi-APO FL50x,100x
- Quintuple Nosepiece With DIC Slot, DIC Slider Optional
- 3 Layers Mechanical Stage 240x250mm/ Moving 50x50mm
- Polarizer & 360° Analyzer, Brightness Indicator & ECO Function



A14.0912 Biological Inverted Microscope

- Infinity Color Corrected Optical System + Positive Phase Contrast
- Plan WF10x/22mm, Diopter Adjustable, High Eye-point
- Infinity LWD Plan Achromatic Objective 4x/10x/40x & Phase Contrast 20x
- Phase Contrast Filter & Centering Telescope
- 5W LED With Light Indicator, With ECO Auto On/Off Function



A16.0912-L Fluorescent Inverted Microscope

- Inverted Fluorescent Microscope BF+PH+FL Semi-APO Optical System
- LWD Infinity Plan Fluorescent 4x10x, LWD Infinity Plan Semi-APO 20x40x
- Working Stage 215x250mm, Attachable Stage Moving Range 120x78mm
- LWD Condenser N.A.0.3, W.D.78mm, Phase Contrast Slide
- Reflect Fluorescent LED 3 Bands, Fluorescent Filter B,G,U,UV Available

OPTO-EDU

A14.0912
A16.0912-L



Transmit Light Source

5W LED Illumination, Intensity Adjustable, With Intelligent ECO System And Indicator In Front Panel



Filters & Slider

LBD color temperature change filter dia.45mm
IF550 green interference filter dia.45mm



Phase Contrast Plate

LWD infinity plan semi-apo phase contrast
fluorescent objective 20x, 40x, centering telescope





Head

A14.0912 Trinocular 45° inclined, 360° rotatable, IPD 50-75mm, light split ratio 50:50
 A16.0912-L Trinocular 45° inclined, 360° rotatable, IPD 50-75mm, light split ratio 100:0/0:100 switchable



Eyepiece

Wide field plan pl10x/22mm, high point, diopter adjustable.
 Optional: PL10x/22mm with reticle, PL15x/16mm



Camera Adapter


Optional: C-Mount optional for 0.35x, 0.5x, 0.65x, 1.0x



OPTO-EDU
 A14.0912
 A16.0912-L

Fixed Working Stage (A14.0912)

A14.0912 biological model standard outfit the fixed working stage, size 215x250mm, glass plate with round hole, metal plate with kidney hole, petri dish holder hole dia.35mm





Fixed + Attachable Working Stage (A16.0912)

A16.0912 fluorescent model has fixed working stage size 215x250mm + extension plate, with Attachable mechanical stage, moving range 120(X)x78(Y)mm, glass plate with round hole, metal plate with kidney hole, petri dish holder hole dia.35mm.



OPTO-EDU

A14.0912
A16.0912-L

Attachable Mechanical Stage & Accessories

Stage extension plate, glass plate with round hole, metal plate with kidney hole, petri dish holder, hole dia.35mm, slides holder, hole dia.54mm + 26.5x76.5mm, teraseki holder, hole dia.65mm + 56x81.5mm



Protect Barrier

To protect user from fluorescent UV light



OPTO-EDU

A14.0912
A16.0912-L

Semi-APO Fluor LWD Objective

A14.0912: Infinity LWD plan achromatic, infinity LWD positive phase contrast objectives
 A16.0912-L: Infinity LWD plan achromatic, infinity LWD positive phase contrast, infinity LWD plan fluorescent LWD, infinity LWD plan semi-apo phase contrast & fluorescent LWD objectives



A14.0912 Front Panel

ECO Auto On/Off Function Switch, Light Indicator



A16.0912-L Front Panel

ECO Auto On/Off Function Switch, Light Indicator, Fluorescent Band Indicator


OPTO-EDU

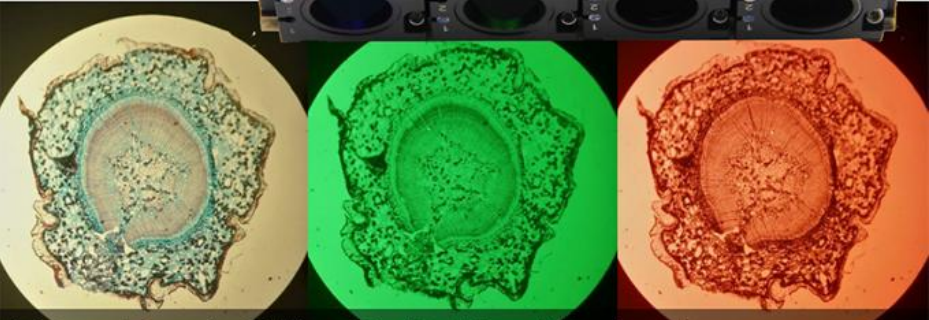
A14.0912
 A16.0912-L



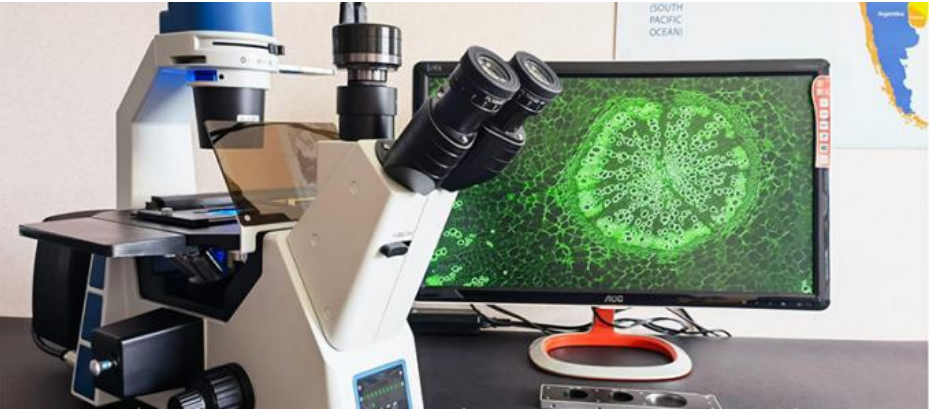
Reflect LED Fluorescent Light Source (A16.0912)

LED Fluorescent Lamp House, 4 Bands LED Switching By Servo Motor, Built-in LEDs For Fluorescent Filter 385nm, 470nm, 560nm.

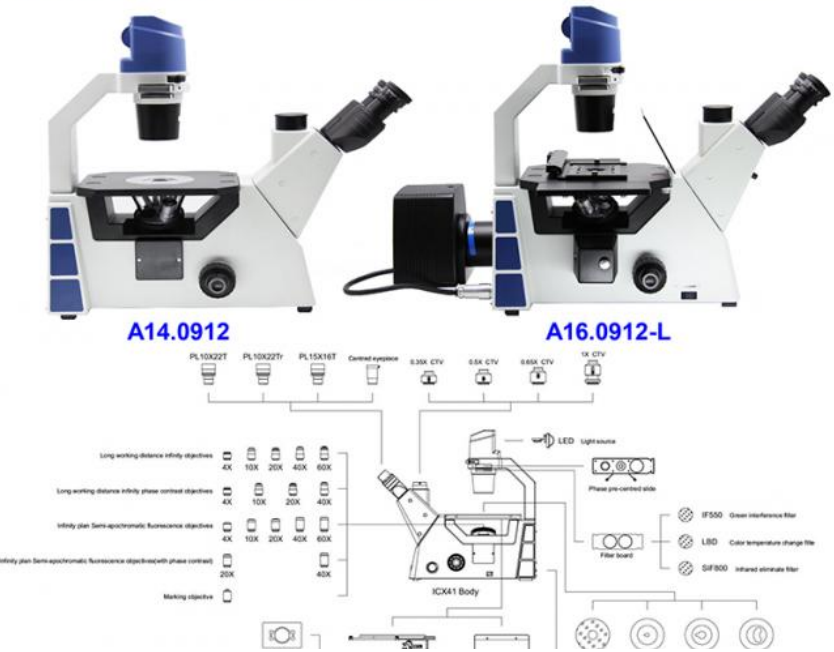


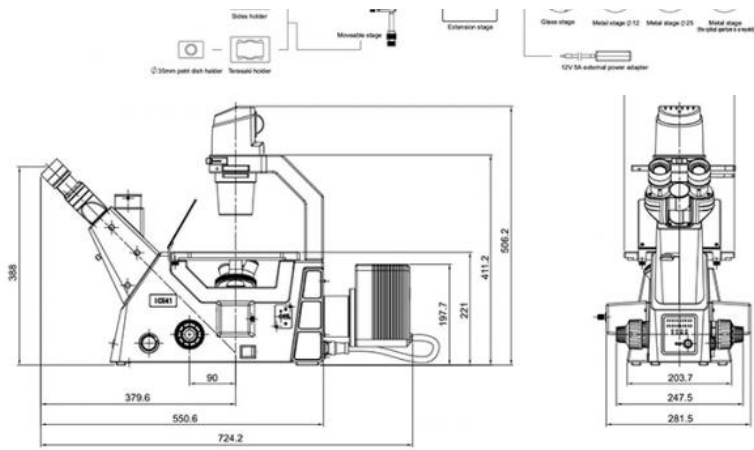


Three-Bands Filter Switching Mechanism
 Automatically Switch Filters & LED Light Together And Show Filter Selected On Front Panel.
 Fluorescent Filters B1 470nm, G1 560nm, V1 410nm, UV1 385nm



System Diagram & Size(mm)






Product Specification



A14.0912 Biological, A16.0912-L Fluorescent, A13.0912 Metallurgical Series Inverted Microscope		A14.0912 Biological	A16.0912-L Fluorescent	A13.0912 Metallurgical	Cata. No.
Observation Method	Bright Field	•	•	•	
	Phase Contrast	•	•	-	
	Fluorescent	-	•	-	
	Dark Field (With BF/DF Shifter)	-	-	•	
	Polarizing	-	-	•	
	DIC	-	-	•	
Head	Trinocular Head, 45° Inclined, 360° Rotatable, IPD 50-75mm, Light Split Ratio 50:50	•	-	-	
	Trinocular Head, 45° Inclined, 360° Rotatable, IPD 50-75mm, Light Split Ratio 100:0:0:100 Switchable	-	•	•	
Eyepiece	Wide Field Plan PL10x/22mm, High Point, Diopter Adjustable	•	•	•	A51.0904-1022T
	Wide Field Plan PL10x/22mm, High Point, Diopter Adjustable With Reticle	○	○	○	A51.0904-1022R
	Wide Field Plan PL15x/16mm, High Point, Diopter Adjustable	○	○	○	A51.0904-1516T
Nosepiece	Quintuple	•	•	-	
	Coded BD Quintuple With DIC Slot, Show Objective On Front Panel	-	-	•	
Objective	Infinity LWD Plan Achromatic 4x/0.10, W.D.22mm, Cover Glass 1.2mm	•	○	-	A5M.0935-4
	Infinity LWD Plan Achromatic 10x/0.25, W.D.7.94mm, Cover Glass 1.2mm	•	○	-	A5M.0935-10
	Infinity LWD Plan Achromatic 20x/0.50, W.D.7.66mm, Cover Glass 1.2mm	○	○	-	A5M.0935-20
	Infinity LWD Plan Achromatic 40x/0.60, W.D.3.71mm, Cover Glass 1.2mm	•	○	-	A5M.0935-40
	Infinity LWD Plan Achromatic 60x/0.70, W.D.2.50mm, Cover Glass 1.2mm	○	○	-	A5M.0935-60
	Infinity LWD Positive Phase Contrast 4x/0.13 WD=10.75mm	○	○	-	A5C.0938-4
	Infinity LWD Positive Phase Contrast 10x/0.25 WD=7.45mm	○	○	-	A5C.0938-10
	Infinity LWD Positive Phase Contrast 20x/0.40 WD=6.92mm	•	○	-	A5C.0938-20
	Infinity LWD Positive Phase Contrast 40x/0.65 WD=2.74mm	○	○	-	A5C.0938-40
	Infinity LWD Plan Fluorescent LWDPL4x/0.13, W.D.18.52mm	-	•	-	A5F.0932-4
	Infinity LWD Plan Fluorescent LWDPL10x/0.3, W.D.7.11mm	-	•	-	A5F.0932-10
	Infinity LWD Plan Fluorescent LWDPL20x/0.45, W.D.5.91mm	-	○	-	A5F.0932-20

	Infinity LWD Plan Fluorescent LWDPL40x/0.65, W.D.1.61mm	-	○	-	A5F.0932-40
	Infinity LWD Plan Fluorescent LWDPL60X/0.75, W.D.1.04mm	-	○	-	A5F.0932-60
	Infinity LWD Plan Semi-APO Phase Contrast & Fluorescent LWDPL20x/0.45 W.D.5.91mm	-	●	-	A5F.0933-20
	Infinity LWD Plan Semi-APO Phase Contrast & Fluorescent LWDPL40x/0.65 W.D.1.61mm	-	●	-	A5F.0933-40
	Infinity LWD BD DIC Plan Metallurgical DIC-5x/0.15 W.D.1.1mm	-	-	●	A5M.0939-5
	Infinity LWD BD DIC Plan Metallurgical DIC-10x/0.3 W.D.9.5mm	-	-	●	A5M.0939-10
	Infinity LWD BD DIC Plan Metallurgical DIC-20x/0.45 W.D.3.4mm	-	-	●	A5M.0939-20
	Infinity LWD BD Semi-APO Plan Metallurgical FL50x/0.55 W.D.7.5mm	-	-	●	A5M.0940-50
	Infinity LWD BD Semi-APO Plan Metallurgical FL100x/0.8 W.D.2.1mm	-	-	○	A5M.0940-100
Focusing	Coaxial Coarse & Fine Focusing, With Tension Adjustment Ring, Coarse Focusing Range 9mm, Up 6.5mm + Down 2.5mm, Fine Focusing Precision 0.002mm	●	●	●	
Working Stage	Three-Layer Mechanical Stage, Size 240x250mm, Moving Range 50x50mm, Bothway Linear Guide Rail, Right Hand Controls, Low Position	-	-	●	
	Fixed Working Stage, Size 215x250mm	●	●	-	
	Attachable Mechanical Stage, Moving Range 120(X)x78(Y)mm	○	●	-	A54.0945-02
	Stage Extension Plate	○	●	-	A54.0945-E1
	Glass Plate With Round Hole	●	●	-	A54.0945-GP
	Metal Round Plate, Hole Dia.25mm	-	-	●	A54.0945-M1
	Metal Round Plate, Hole Dia.12mm	-	-	○	A54.0945-M2
	Metal Plate With Kidney Hole	●	●	-	A54.0945-M3
	Petri Dish Holder, Hole Dia.35mm	●	●	-	A54.0945-H1
Condenser	Slides Holder, Hole Dia.54mm + 26.5x76.5mm	○	●	-	A54.0945-H2
	Teraseki Holder, Hole Dia.65mm + 56x81.5mm	○	●	-	A54.0945-H3
	LWD Condenser N.A. 0.30, W.D. 72mm, Dismountable, With Phase Contrast Slot	●	●	-	
Phase Contrast	Centre-Adjustable Phase Contrast Slide Plate, For 4x10+20x40x Objectives	●	●	-	
	Centering Telescop Dia.30mm	●	●	-	
Polarizing	Polarizer & 360° Analyzer	-	-	●	
DIC	DIC Slider	-	-	○	A5M.0955
Transmit Light Source	5W LED Illumination, Intensity Adjustable	●	●	-	
	LBD Color Temperature Change Filter Dia.45mm	●	●	-	
	IF550 Green Interference Filter Dia.45mm	●	●	-	
Reflect Light	12V100W Halogen Light Source, Brightness Adjustable	-	-	●	
Reflect Fluorescent Light Source	LED Fluorescent Lamp House, 4 Bands LED Switching By Servo Motor, Built-in LEDs For Fluorescent Filter 385nm, 470nm, 560nm.	-	●	-	
	3 Bands Fluorescent Filter Switching Mechanism, Automatically Switch Filters & LED Light Together And Show Fluorescent Filter On Front Panel	-	●	-	
	Fluorescent Filter B1 470nm	-	●	-	A5F.0924-B1
	Fluorescent Filter G1 560nm	-	●	-	A5F.0924-G1
Main Body	Fluorescent Filter UV1 385nm	-	○	-	A5F.0924-UV1
	Reflect and Transmit Frame Body	●	●	-	
	Reflect Frame Body	-	-	●	
Front Panel	ECO Auto On/Off Function Switch	●	●	●	
	Light Indicator	●	●	●	
	Fluorescent Band Indicator	-	●	-	
	Objective Indicator, Work With Coded Nosepiece	-	-	●	
Power Supply	External Wide Voltage Transformer, Input 100-240V	●	●	●	
Camera Adapter	C-Mount 0.35x	○	○	○	A55.0934-35
	C-Mount 0.65x	○	○	○	A55.0934-65
	C-Mount 0.5x	○	○	○	A55.0934-05
	C-Mount 1.0x	○	○	○	A55.0934-10
Packing	Foam+Carton, 1pc/Carton, 68*67*47cm, G.W.21Kgs	●	-	-	
	Foam+Carton, 1pc/Carton, 74*67*57cm, G.W.24Kgs	-	●	-	
	Foam+Carton, 1pc/Carton, 49*51*73cm, G.W.22Kgs	-	-	●	
Note: "●" In Table Is Standard Outfits, "○" Is Optional Accessories "-" Is Unavailable					



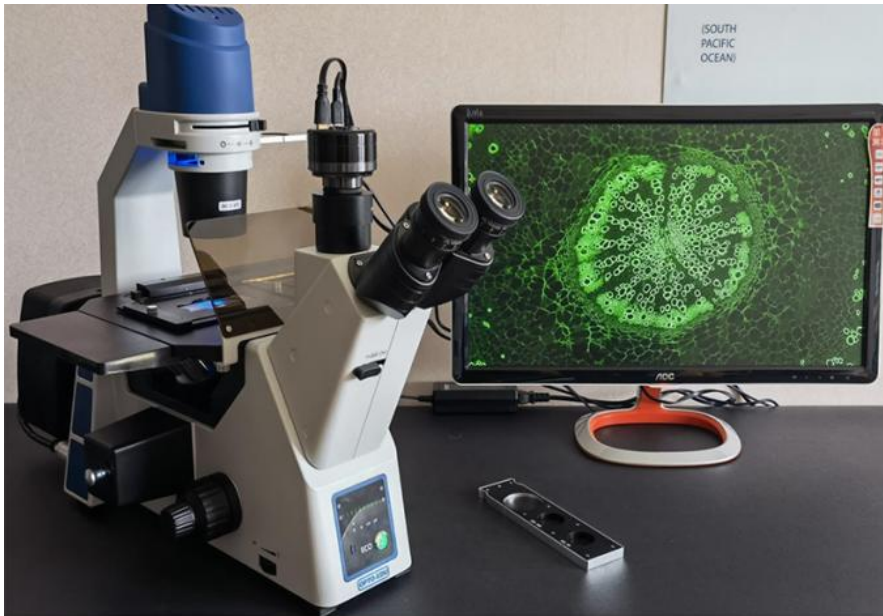


A14.0912 More Pictures

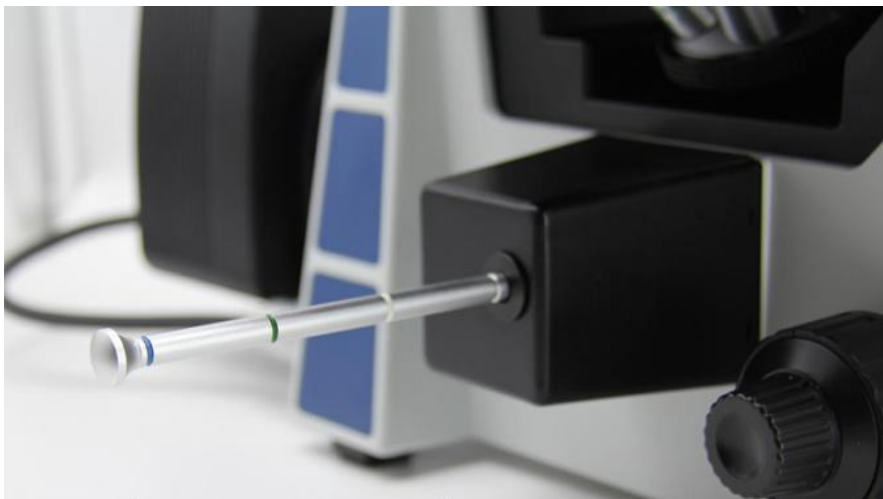


A16.0912-L More Pictures





A16.0912-L More Pictures






Opto-Edu (Beijing) Co., Ltd.

 0086 13911110627

 sale@optoedu.com

 cnoec.com

F-1501 Wanda Plaza, No. 18 Shijingshan Road, Beijing 100043, China