



Binocular Head 1000x Forensic Comparison Microscope A18.1001 Wide Field Research

Our Product Introduction

Basic Information

- Place of Origin: China
- Brand Name: CNOEC, OPTO-EDU
- Certification: CE, Rohs
- Model Number: A18.1001
- Minimum Order Quantity: 1 pc
- Price: FOB \$1~1000, Depend on Order Quantity
- Packaging Details: Carton Packing, For Export Transportation
- Delivery Time: 5~20 Days
- Payment Terms: T/T, West Union, Paypal
- Supply Ability: 5000 pcs/ Month



A18.1001 Biological Comparison Microscope

Product Specification

- Applications: Research
- Certification: CE
- Drawtube: Binocular
- Illumination: LED
- Theory: Comparison Microscope
- Highlight: **transmitted light microscope, binocular optical microscope**



A18.1001 Biological Comparison Microscope System Size

Product Description

Binocular Head 1000x Forensic Comparison Microscope A18.1001 Wide Field Research

A18.1001 Biological Comparison Microscope, is used to analyze side-by-side specimens. It consists of two microscope connected to an optical bridge, which gives choice of 4 kinds observation view field: Full Left, Full Right, Split, and Overlapping Image. It is designed for identifying object's structure, comparing similarities and differences between specimens, such as pathological slides, biological slides and so on. It is an ideal instrument for teaching, biological and medical field.

A18.1001 Biological Comparison Microscope	
Head	Seidentopf Binocular Head, 30°Inclined, Interpupillary Distance 48-75mm
Bridge	4 Kinds of View Field For Comparison, --Full Right Image, -- Full Left Image, -- Split Image, -- Overlapping Image, Right Optical System Magnification $\pm 3\%$ Adjustable Bridge Magnification 1x
Eyepiece	WF10X/18mm
Objective	Achromatic 4x, 10x, 40x(S), 100x(S,Oil)
Nosepiece	Backward Quadruple Nosepiece
Stage	Double Layer Mechanical Stage 132mm x 142mm, Travel Range 75x40mm
Condenser	Abbe N.A.=1.25 with Iris Diaphragm & Color Filter
Focusing	Coaxial Coarse & Fine Focusing Knobs, Range 24mm, Fine Division 0.004mm
Illumination	LED 3W, Brightness Adjustable



A18.1001 Biological Comparison Microscope



Magnification Adjustment Knob



View Field Switch Knob



Full Left View Field



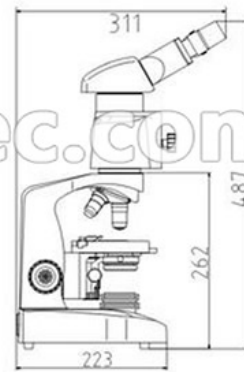
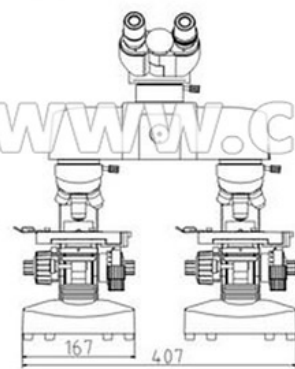
Split View Field



Full Right View Field



Overlap View Field



A18.1001 Biological Comparison Microscope System Size



A18.1001 Biological Comparison Microscope



Magnification Adjustment Knob



View Field Switch Knob



Full Left View Field



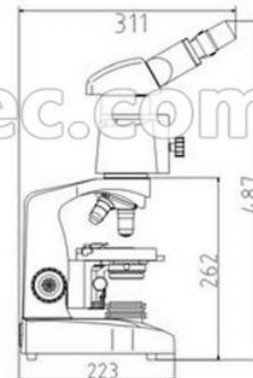
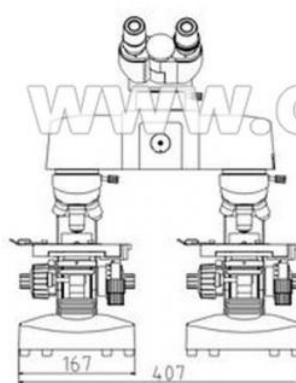
Split Left/Right View Field



Full Right View Field



Overlap Left/Right View Field



A18.1001 Biological Comparison Microscope System Size



Opto-Edu (Beijing) Co., Ltd.



0086 13911110627



sale@optoedu.com



cnoec.com

F-1501 Wanda Plaza, No. 18 Shijingshan Road, Beijing 100043, China