



1600x Trinocular Student Biological Microscope A33.1009 With N.A.1.25 Condenser

Our Product Introduction

for more products please visit us on cnoec.com

Basic Information

- Place of Origin: China
- Brand Name: CNOEC, OPTO-EDU
- Certification: CE, Rohs
- Model Number: A33.1009
- Minimum Order Quantity: 1 pc
- Price: FOB \$1~1000, Depend on Order Quantity
- Packaging Details: Carton Packing, For Export Transportation
- Delivery Time: 5~20 Days
- Payment Terms: T/T, West Union, Paypal
- Supply Ability: 5000 pcs/ Month



Product Specification

- Magnification: 40x~1600x
- Objective: Achromatic 4x/0.10, 10x/0.25, 40xs/0.65, 100xs/1.25(Oil)
- Stage: Double Layer Mechanical Stage, 140*140mm, Mvoing Range 50*75mm
- Condenser: N.A.1.25 Abbe Condenser, Iris Diaphargm, With Filter Holder
- Sensor: 1/2.8"Sony Star Light Level CMOS Sensor
- Resolution: 5.0M CMOS
- Highlight: **digital trinocular microscope, infinity plan microscope**



More Images



Product Description

A33.1009 Biological Microscope Specification	
Magnification	40x~1600x
Head	Sliding Trinocular Black Head, 45° Inclined, 360° Rotatable, With Eyepiece Adapter & 1.0x C-Mount
Eyepiece	Wide Field WF10x/18mm Wide Field WF16x/11mm
Nosepiece	Quadruple Nosepiece
Objective	Achromatic 4x/0.10, 10x/0.25, 40xs/0.65, 100xs/1.25(Oil)
Stage	Double Layer Mechanical Stage, 140*140mm, Mvoing Range 50*75mm
Focusing	Low Position Coaxial Coarse & Fine Focusing. Fine Focusing Scale 0.002mm, With Tension Adjustment, With Up Limit
Condenser	N.A.1.25 Abbe Condenser, Iris Diaphargm, With Filter Holder
Filter	Blue, Yellow, Green
Light Source	LED Illumination, Brightness Adjustable
A33.1009 LCD Digital Camera Specification	
Sensor	1/2.8"Sony Star Light Level CMOS Sensor
Resolution	5.0M CMOS
LCD Screen	9"LCD, Resolution 1024x600 High Clearance Screen
Output	USB 2.0 Type-A, TF Card
Pixel Size	2.0x2.0um
Power Supply	DC 12V/2A Power Adapter, Input 100-240V AC
Function	Photo, Video, Meaure, Compare
	SupportUSB Mouse Control To Capture Photo, Video, Measure, Setting
	USB 2.0 To Win 7, Win10 System, Software S-Eye Included
	Brightness, Contrast, Exposure, White Balance Adjustable
	10x Digital Zoom, 4 Split/ 2 Split Windows Image Compae
	Storage To TF Card
Size / Weight	Cross Line With Scale, Calibrated
	Net Line 8 Kinds, Width & Color Adjustable
	Product Size 225x52x175mm, Net Weight 0.7Kg
Standard Package	LCD Camera, USB 2.0 Cable, Mouse, DC12V Power Adapter
USB Mouse Control Operation Manual	1. Insert the mouse into the camera Type-A USB 2.0 port, connect 12V power supply to camera.
	2. Turn on the power switch, when the camera is running, the LED light turns blue
	3. Move the mouse to the top left corner of the screen to call up the MAIN MENU, including icon : Take Photo, Record Video, Preview, Measure, Setting.
	4. Move the mouse to the middle position at the bottom of the screen to call up the QUICK MENU, including icon: Zoom In, Zoom Out, Up/Dow Mirror, Left/Right Mirror, Black/White, HDR, Freeze, Net, Font, 2 Split, 4 Split
	5. Click the MEASURE icon to pop up the measure window, which support over 20 kinds of measurement graphics.
	6. Click the EDIT button and fill in the name to of new ruler to CALIBRATE.Move the mouse to the corresponding standard scale in the image display window and draw a standard length scale line. Then fill in the length column and click SAVE to complete the calibration setting. If you want to add more ruler, just repeat above steps.
	7.Click mm/PX to open or close the screen scale.
	8. If the USB port is directly connected to the computer, the screen and the computer can be displayed synchronously (the USB cable must be connected to the computer before the device is powered on)



OPTO-EDU (BEIJING) CO., LTD.

OPTO-EDU

F-1501 Wanda Plaza, No.18 Shijingshan Road, Beijing 100043, China
Tel: +8610 88696020, E-mail: sale@cnoec.com

A33.1009

9" LCD Digital Biological Microscope, 5.0M HDMI+USB



A33.1009

9" LCD Digital Biological Microscope, 5.0M HDMI+USB





Head & Eyepiece

Sliding Trinocular Black Head, With Eyepiece Adapter & 1.0x C-Mount
WF10x & WF16x



Objective

Quadruple Nosepiece
Achromatic 4x/0.10, 10x/0.25, 40x/0.65, 100x/1.25(Oil)




Mechanical Stage

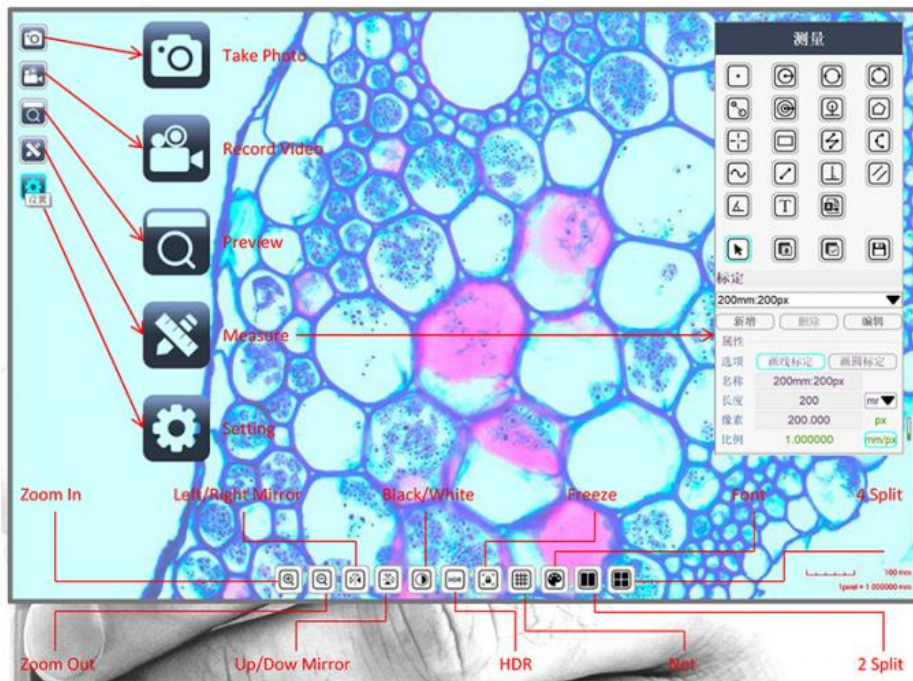
Double Layer Mechanical Stage, Double Slide Holder, 140*140mm

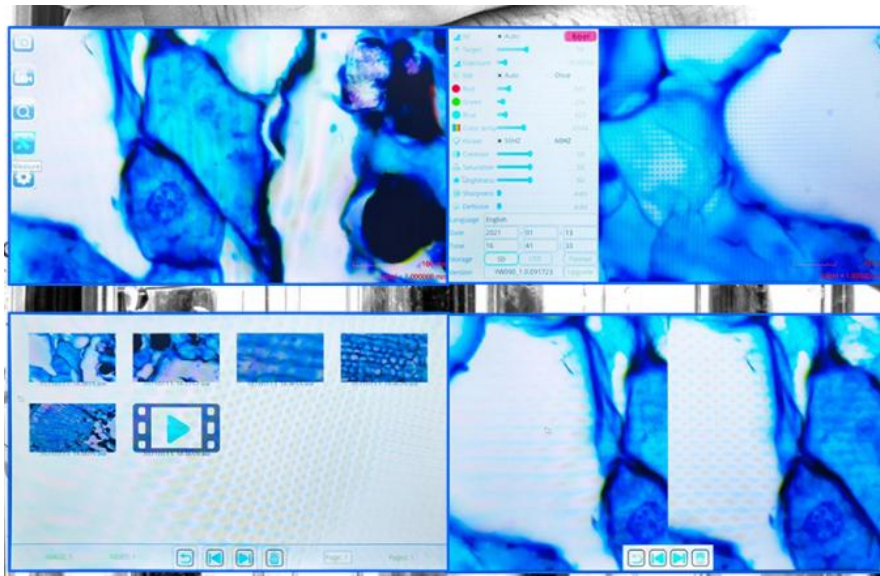


9" LCD Digital Camera, USB2.0 +Mouse Measure, 5.0M(A59.3509)



Measuring Software Installed





A33.1009 LCD Digital Biological Microscope Optional Accessories		Cata. No.
Adapter	0.45x C-mount With Reduction	A55.1002-45
Objective	Achromatic 20x/0.4, W.D.=9mm	A52.1001-20
	Achromatic 60x/085(S)	A52.1001-60
Dark Field	Dark Field Condenser, N.A. 0.7~0.9, Dry	A5D.1006-D
	Dark Field Condenser, N.A. 1.25~1.35, Immersion	A5D.1006-I
	Achromatic 100X with Cone Diaphragm for Oil Dark Field Observation	A5D.1030-1

	Plan 100X with Iris Diaphragm for Oil Dark Field Observation	A5D.1030-2
Polarizing	Simple Polarizing Kit	A5P.1001
Phase Contrast	Sliding Phase Contrast Set --Sliding Phase Contrast Condenser --Achromatic Phase Contrast Objective 10x,40x --Centering Telescope --Green Filter	A5C.1002-C3
Fluorescent	EPI-Fluorescent Kit --Power Supplier 220V/110V Interchangeable, Digital Display --100WHBO Ultra Hi-Voltage Spherical Mercury Lamp --Barrier To Resist Ultraviolet Light --Fluorescence Free Oil --Fluorescent Objective 10x,25x,40x,100x --Excitation Filter B/G --Excitation Filter U/V	A5F.1001 A5F.1001-UV

Product Accessories



WF10X/18mm & WF16X/11mm



Eyepiece Adapter & 1.0x C-Mount



A55.1002-45



A5P.1001



A5D.1030-1



A5D.1030-2



A5D.1006-D

A5D.1006-I



A5C.1002-C3



A5F.1001 & A5F.1001-UV



Opto-Edu (Beijing) Co., Ltd.

☎ 0086 13911110627

✉ sale@optoedu.com

🌐 cnoec.com

F-1501 Wanda Plaza, No. 18 Shijingshan Road, Beijing 100043, China