



Forensic Comparison Microscope with 2x~240x Magnification LED Illumination and CE Certification for Laboratory Research

Our Product Introduction

for more products please visit us on cnoec.com

Basic Information

- Place of Origin: China
- Brand Name: CNOEC, OPTO-EDU
- Certification: CE, Rohs
- Model Number: A18.1828
- Minimum Order Quantity: 1 pc
- Price: FOB \$1~1000, Depend on Order Quantity
- Packaging Details: Carton Packing, For Export Transportation
- Delivery Time: 5~20 Days
- Payment Terms: T/T, West Union, Paypal
- Supply Ability: 5000 pcs/ Month



Product Specification

- Applications: Laboratory|Research|Educational
- Certification: CE|Rohs
- Drawtube: Binocular
- Illumination: LED
- Theory: Comparison Microscope
- Model Number: A18.1828
- Highlight: transmitted light microscope, binocular optical microscope



More Images



Product Description

Forensic Comparison Microscope



OPTO-EDU (BEIJING) CO., LTD.

OPTO-EDU

F-1501 Wanda Plaza, No.18 Shijingshan Road, Beijing 100043, China
Tel:+8610 88696020 Fax:+8610 88696085

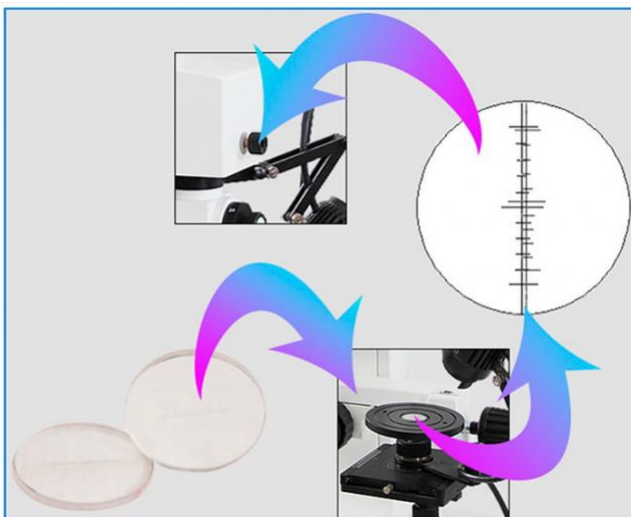
A18.1828
Forensic Comparison Microscope



Product Details



Large Binocular Head
both eyepiece tube diopter ± 5 adjustable, with WF 10X/22mm eyepiece high eyepoint




Magnification Correction System, with correcting lens



LED 5W Light Source


**Halogen 12V/50W Fan
Cooling Light Source**

Flexible Holder for easy positioning



Bullet Holder Set


To hold & view all kinds of cartridge, bullet, other objects in different angel and position freely. Each Microscope Include 2 sets.



Special Designed Dual Photo Port:
--Back For C-Mount + Digital Camera,
--Front For Canon SLR Adapter, For LCD Digital Camera



① C-Mount + Digital Camera
② Canon SLR Adapter
③ C-Mount + Digital Camera + LCD Digital Camera



Digital Camrea On Back Port



Canon SLR Camera On Front Port



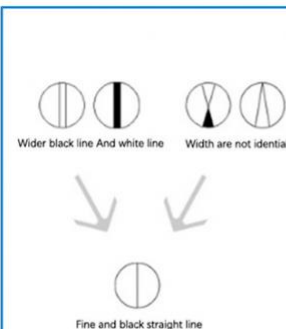
LCD Digital Camera On Front Port




Ultraviolet Light Lens




Filters: Red, Blue, Yellow, Green



Separation Line Adjust System in Black, with special designed adjust driver





Coaxial Light Attachment
to get vertical light path for watching inside deep hole bottom



Polarizing Light Lens Set
To eliminate flare lights and dazzling lights



Accessories Packed in Strong Aluminum Box



Long Working Distance Infinity Plan Objectives: 0.5x, 1x, 1.5x, 2x, 4x, 6x



Eyepiece WF 10x/22mm and WF 20x/12mm, high eyepoint, each 2 pcs included



Aluminum Box Package



Product Specification

Mag./Viewfield Eyeiece			Photo Adapter	Video Adapter	Working Distance
	10X	20X			
Objective					
1X	10X/φ21	20X/φ12	1.8X	0.5X	101mm
1.5X	15X/φ15	30X/φ8	2.7X		
2X	20X/φ11	40X/φ6	4X		
4X	40X/φ6	80X/φ3	7X		
6X	60X/φ3.9	120X/φ2	11X		
0.5X	5X/φ60	10X/φ24	0.9X		143mm

Technical Specifications

Feature	Specification
Model	A18.1828 Forensic Comparison Microscope
Magnification	2x~240x
Head	Binocular Head, 30° Incline, Interpupillary Distance 48~75mm, Diopter +/-5 Adjustable
Eyeiece	WF10x/22mm, High Eyepoint WF20x/12mm, High Eyepoint
Noseiece	6 Hole Click Stop Noseiece
Objective	LWD Infinity Plan Achromatic Objective 0.5x, 1x, 1.5x, 2x, 4x,6x Auxiliary Lens 0.4x, 2.0x
Working Distance	101mm
View Field	Dia. 2.3~62mm
Magnification Correcting	Magnification Correction System, With Correcting Lens
Separation Line Adjusting	Separation Line Adjust System In Back, With Special Designed Adjust Driver
Working Stage	Square Manual Working Stage 90°90mm, Moving Range 54°54°54mm Round Tilttable Working Stage Dia. 90mm, 0-45° Inclined, 360° Rotatable Joint Left/Right Moving Range 54mm, Joint Up/Down Range 60mm

Light Source	12V50W Fan Cooling Strong Halogen Light, Brightness Adjustable (2pcs) 5W LED Cold Light, High Brightness, Brightness Adjustable (2pcs) Coaxial Light Lens, To Observe In Deep Hole, Or Smooth Object Surface (2pcs) Polarizing Light Lens, To Eliminate Flare Lights And Dazzling Lights (2pcs) Transmit Bottom Light (2pcs) Ultraviolet Light Lens (2pcs) Filters: Red, Blue, Yellow, Green (2pcs Each Color)
Adapter	0.5x CCD Adapter For Digital Camera (1pc) Front View Photo Adapter 2.5X For SLR Digital Camera (Nikon And Canon)
CCD Camera	Built-in 3.0M High Resolution Color CCD Camera, USB 2.0 Output, 2048*1536 Pixels, Pixel Size 3.2*3.2μm
Power	80~240V Wide Range Voltage
Bullet Holder	Standard Bullet Holder 2 Sets, Bullet Holder Set for all kinds of Bullet, Cartridge and other Objects
Dimension	Instrument Size 43*34*65cm

Optional Accessories

Light Source: 150W Cold Light Source, With Optical Fiber & Light Collector (A56.1821)

Software: Professional forensic image analysis software (A30.1821)

Bullet Holder: Motorized Bullet Holder 1 Set (A54.1813)

Digital Camera: 9.7" LCD Pad Digital Camera, Android System (A59.3520)



Opto-Edu (Beijing) Co., Ltd.

☎ 0086 13911110627

✉ sale@optoedu.com

🌐 cnoec.com

F-1501 Wanda Plaza, No. 18 Shijingshan Road, Beijing 100043, China