



LCD Forensic Comparison Microscope A18.1825-LCD

Our Product Introduction

for more products please visit us on cnoec.com

Basic Information

- Place of Origin: China
- Brand Name: CNOEC, OPTO-EDU
- Certification: CE, Rohs
- Model Number: A18.1825-LCD
- Minimum Order Quantity: 1 pc
- Price: FOB \$1~1000, Depend on Order Quantity
- Packaging Details: Carton Packing, For Export Transportation
- Delivery Time: 5~20 Days
- Payment Terms: T/T, West Union, Paypal
- Supply Ability: 5000 pcs/ Month




Product Specification

- Applications: Student|school|Research|Educational
- Certification: CE|Rohs
- Drawtube: Binocular
- Illumination: LED
- Magnification: 3.2x~230x
- Theory: Comparison Microscope
- Highlight: transmitted light microscope, binocular optical microscope



Magnification Switch For 5 Step Zoom Plan Objective 0.8X, 1.25X, 2X, 3.2X, 6.8X

More Images



Product Description



A18.1825-LCD Digital Forensic Comparison Microscope



Large Binocular Head

both eyepiece tube diopter ± 5 adjustable, with WF 10X/22mm
eyepiece high eyepoint

Magnification Switch

5 step zoom plan objective: 0.8x, 1.25x, 2x, 3.2x, 4.8x




Magnification Correction System, with correcting lens




Bullet Holder Set

To hold & view all kinds of cartridge, bullet, other objects in different angel and position freely. Each Microscope Include 2 sets.






Front View Photo Adapter for digital camera Niko & Olympus; 0.5x CCD adapter for digital camera



Ultraviolet Light Len & Filters



Separation Line Adjust System in Black, with special designed adjust driver



Coaxial Light Attachment

to get vertical light path for watching inside deep hole bottom



Polarizing Light Lens Set
To eliminate flare lights and dazzling lights

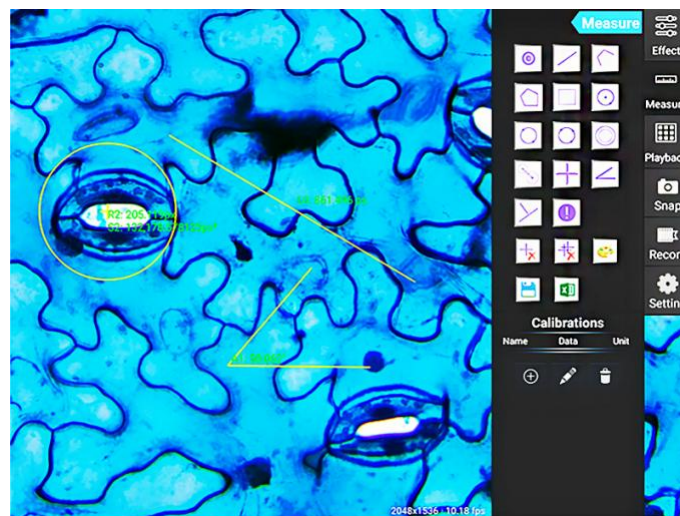


Eyepiece WF 10x/22mm and WF 20x/12mm, high eyepoint, each 2 pcs included



Auxiliary Lens 0.4x and 2x, each 2 pcs included

10.5" LCD Digital Camera



9.7" LCD Digital Camera

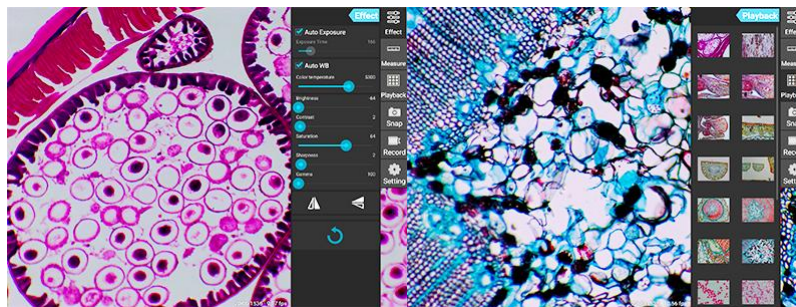
A59.3520 VS A59.3521 Upgrade 2022!

OPTO-EDU



Opto-Edu has upgraded A18.1825-LCD's LCD from A59.3520 to A59.3521 in 2024, with **Bigger** LCD, **Higher** resolution, **Better** software at **SAME** price! Welcome to try the brand new design!

	A59.3520	A59.3521 Upgrade 2022!
LCD	9.7" HD IPS Touch Screen With Backlight	10.5" HD IPS Touch Screen With Backlight
Camera	5.0M Digital Camera	8.0M 4K Digital Camera
Sensor	1/2.5" CMOS	1/1.8" CMOS
Resolution	2048x1536 @15FPS	3840*2158 @30FPS
Pixel	2.2umx2.2um	2.0umx2.0um
Memory	2GB DDR3 / 8GB EMMC	2GB LPDDR4 / 16GB EMMC
Digital Zoom	-	16x
Data Output	USB2.0*1, For USB Mouse + Keyboard Control	USB2.0*1, For USB Mouse + Keyboard Control
	USB2.0*1, For USB Disk	USB3.0*2, For USB Disk, Support Max 128G
	Mini HDMI*1 Sync Output to Monitor	HDMI*1 Sync Output to Monitor
	-	LAN*1
	TF Card, Support Max 32G	-
	Headphone 3.5mm	-
Image Format	.jpg	.jpg
Video Format	1080p	1080p
System	Android 5.1 System	Android 11 System
	90 Languages	90 Languages
	Exposure Control Auto/Manual	Exposure Control Auto/Manual
	White Balance Auto/Manual	White Balance Auto/Manual
	Support WIFI	Support WIFI
	Support Bluetooth	Support Bluetooth
Software	S-Eye Software & Instruction Manual Installed, All Kinds Mark, Measure, Analysis Function	S-Eye Software & Instruction Manual Installed, All Kinds Mark, Measure, Analysis Function
Function	-	Direct Enter Microscope View
Size	Pad 238x182x12mm, Camera 40x39mm	Pad 237x169x10.5mm, Camera 40x39mm
Power	DC 12V/2A Power Adaptor, AC 100-240V	-
Package	Packing Box 10x24x29cm, 0.6Kg, 1 set/Box, including: LCD Camera, AC Adapter	



All Optical Parameter Adjustable

Capture Phot & 1080p Video

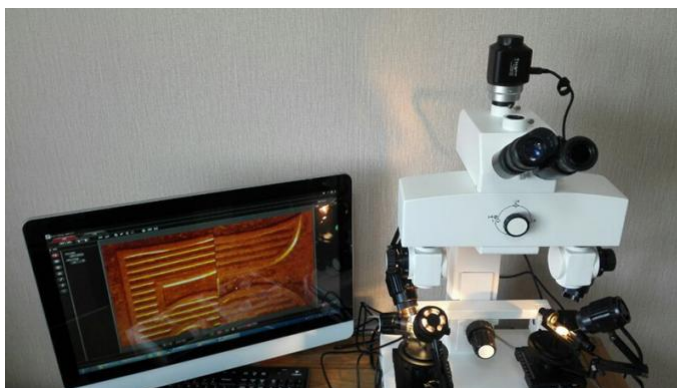


Accessories Packed in Strong Aluminum Box




Mag./Viewfield		Eyepiece10X	Eyepiece20X	Photo Adapter	Video Adapter	Working Distance
Objective	Bridge Body					
0.8X	1.2X	9.6X/φ28	19.2X/φ17	2.5X	0.5X	101mm
1.25X		15X/φ18	19.2X/φ17			
2X		24X/φ11	48X/φ7			
3.2X		36X/φ7	77X/φ4.5			
4.8X		58X/φ4.2	115X/φ2.3			
Total Magnification with 0.8x objective, auxiliary lens 0.4x, WF10x eyepiece, magnification = 0.8*0.4*10*1.2=3.8x						

A18.1825-LCD Digital Forensic Comparison Microscope Specification		
LCD Pad Digital Camera	10.5" LCD Pad Digital Camera, Android System, 8.0 M Pixels, Full Resolution 4k USB3.0*2, USB2.0*1, HDMI, Gigabit LAN Port Details see A59.3521	
Magnification	3.8x~230x	
Head	Binocular Head, 30° Incline, Interpupillary Distance 48~75mm, Diopter +/-5 Adjustable	
Eyepiece	WF10x/22mm, High Eyepoint	
	WF20x/12mm, High Eyepoint	
Objective	5 Step Zoom Plan Objective 0.8x, 1.25x, 2x, 3.2x, 4.8x Auxiliary Lens 0.4x, 2.0x	
Working Distance	101mm	
View Field	Dia. 2.3~62mm	
Magnification Correcting	Magnification Correction System, With Correcting Lens	
Separation Line Adjusting	Separation Line Adjust System In Back, With Special Designed Adjust Driver	
Working Stage	Square Manual Working Stage 90*90mm, Moving Range 54*54*54mm	
	Round Tilttable Working Stage Dia. 90mm, 0-45° Inclined, 360° Rotatable	
	Joint Left/Right Moving Range 54mm, Joint Up/Down Range 60mm	
Light Source	12V50W Fan Cooling Strong Halogen Light, Brightness Adjustable ,2pcs	
	5W LED Cold Light, High Brightness, Brightness Adjustable ,2pcs	
	Coaxial Light Lens, To Observe In Deep Hole, Or Smooth Object Surface ,2pcs	
	Polarizing Light Lens, To Eliminate Flare Lights And Dazzling Lights ,2pcs	
	Ultraviolet Light Lens,2pcs	
Adapter	Filters: Red, Blue, Yellow, Green, 2pcs Each Color	
	0.5x CCD Adapter For Digital Camera	
Power	Front View Photo Adapter 2.5X For SLR Digital Camera (Nikon And Canon)	
	80~240V Wide Range Voltage	
Bullet Holder	Standard Bullet Holder 2 Sets	
Dimension	Instrument Size 37*30*63cm	
Optional Accessories		
Light Source	150W Cold Light Source, With Optical Fiber & Light Collector	A56.1821
Software	Professional Forensic Image Analysis Software	A30.1821
Bullet Holder	Motorized Bullet Holder 1 Set, Used With Software	A54.1813







Opto-Edu (Beijing) Co., Ltd.

☎ 0086 13911110627

✉ sale@optoedu.com

🌐 cnoec.com

F-1501 Wanda Plaza, No. 18 Shijingshan Road, Beijing 100043, China