



## Double Binocular Electric Control 18mm Ent Microscope

Our Product Introduction

### Basic Information

- Place of Origin: China
- Brand Name: CNOEC, OPTO-EDU
- Certification: CE,
- Model Number: A41.3405
- Minimum Order Quantity: 1 pc
- Price: FOB \$1~1000, Depend on Order Quantity
- Packaging Details: Carton Packing, For Export Transportation
- Delivery Time: 5~20 Days
- Payment Terms: T/T, West Union, Paypal
- Supply Ability: 5000 pcs/ Month



### Product Specification

- OPTO-EDU A41.3405 Hot Sale Double Binocular Electric Control Ophthalmic Operating Ent Microscope:
- Eyepiece Magnification: 12.5x/18mm
- Objective Lens: F=200
- Working Distance: 290mm
- Magnification For Main Microscope: 4x,6x,10x,16x,25x
- Magnification For Assistant Microscope: 6x,10x,16x
- Diopter Adjustment:  $\pm 7D$
- Pupil Distance: 50mm-75mm
- Illumination Source: 12V/100W,Cold Reflection Halogen Lamp For Medical Use
- Reaching Radius Of Arm: 1040mm
- Highlight: **Double Binocular Ent Microscope,**



### More Images



for more products please visit us on [cnoec.com](http://cnoec.com)



OPTO-EDU (BEIJING) CO., LTD.

OPTO-EDU

F-1501 Wanda Plaza, No.18 Shijingshan Road, Beijing 100043, China  
Tel:+8610 88696020 Fax:+8610 88696085

## A41.3405 Operating Microscope

Dual Binocular, 5 Steps , 4x,6x,10x,16x,25x,  
6 Function Foot Switch,  
For Ophthalmology Surgery





#### A41.3405 Features

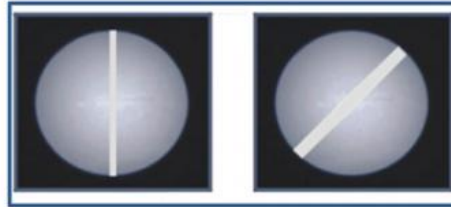
- Special For Ophthalmology: Retina Protect Device, Red Reflex Intensifier, Filter For Infrared & Ultraviolet Ray
- **Dual Binocular Head** Eyepiece WF12.5x, Main Head 0~45° Inclined, Assistant Head 45° Inclined
- 5 Steps Manual Zoom Body **4x,6x,10x,16x,25x**, Optional Beam Splitter & CCD Camera Adapter
- Standard Objective F=200mm, W.D.170mm, With **6 Function Foot Switch** For XY Move, Z Focus
- 6° +0° Coaxial Halogen Cold Light ≥35000 Lux, 25° **Oblique Light** ≥30000 Lux Can Work As **Slit Lamp**

## A41.3405 Details

OPTO-EDU



Optional Lens F=200mm, F=250mm, F=300mm, For ENT, Dental or Other Operation Use Too.



Oblique Light Can Be Used As Slit Lamp, Slit 360° Rotatable, Slit Width Adjustable



Optional Beam Splitter & CCD Camera Adapter, Can Connect Digital Camera To Output Micro Image For Real Time Sharing & Teaching Work.



Assistant Head Can Rotate In 90° or 180° Opposite To Main Microscope Head

### A41.34 Series Surgical Operation Microscope

**A41.34 series** Operating Microscope, is Best Choice for Ophthalmology Surgery, with special designed Retina Protect Device, Red Reflex Intensifier, Filter For Infrared & Ultraviolet Ray. This series has different price & function level for your choice:

**A41.3403** is basic model with one binocular head, 3 steps lens 5.3x, 8x, 12x, 2 functions foot switch.

**A41.3405** is middle level model, it has dual binocular head, support 2 people work together, 5 steps lens 4x, 6x, 10x, 16x, 25x, and 6 functions switch to control XYZ move & zoom.

**A41.3421** is the highest model in this series, with motorized zoom 4.5x~25x objective, coaxial 12V100W halogen cold light, 6°+0° coaxial light, ≥35000 Lux. It also has 26° oblique light with can be used as slit lamp, the slit width can be adjusted, slit direction can rotate 360°.

#### Features:

--Special For Ophthalmology: Retina Protect Device, Red Reflex Intensifier, Filter For Infrared & Ultraviolet Ray

--One or Dual Binocular Head Eyepiece WF12.5x, Main Head 0~45° Inclined, Assistant Head 45° Inclined

--5 Steps Manual Zoom or Continuous Zoom Body, Optional Beam Splitter & CCD Camera Adapter

--Standard Objective F=200mm, W.D.170mm, With 2, 6, 8 Functions Foot Switch For XY Move, Z Focus and Zoom

--6°+0° Coaxial Halogen Cold Light ≥35000 Lux, 25° Oblique Light ≥30000 Lux Can Work As Slit Lamp




	A41.3403	A41.3405	A41.3421
Main Usage	For Orthopedics		
Eyepiece	WF12.5x		
Head	One Binocular, Diopter Adjustable ±6D	Dual Binocular, Opposite In 90°/180°, Diopter Adjustable ±6D	Dual Binocular, Opposite In 90°, Diopter Adjustable ±6D
Main Head	Inclined 45°, IPD 50~70mm	Inclined 0-45°, IPD 50~70mm	Inclined 0-60°, IPD 50~70mm
Magnification	3 Steps 5.3x, 8x, 12x	5 Steps 4x, 6x, 10x, 16x, 25x	Motorized/Manual Zoom 4.5x~25x
View Field	Dia. 37, 25, 16.7mm	Dia. 50~9mm	Dia. 46~8.5mm








Max Resolution	100 LP/mm	112 LP/mm	119 LP/mm
Assistant Head	/	Inclined 45°, IPD 50~70mm	Inclined 45°, IPD 50~70mm
Magnification	/	3 Steps 6x,10x,16x	3 Steps 6x, 10x, 16x
Objective	F=200mm	F=200mm, Optional F=250mm, 300mm	F=200mm
W.D.	190mm	170mm	170mm
Control	2 Functions Foot Switch, Control Z Focus Z Focusing Range 30mm	6 Functions Foot Switch, Control X/Y Move, Z Focus XYZ Moving Speed 2mm/s XYZ Moving Range 50mm	8 Functions Foot Switch, Control X/Y Move, Z Focus, Zoom XYZ Moving Speed 2mm/s XYZ Moving Range 50mm
Stand	Four Wheels Moving Stand Max Extended Length 870mm Height Adjustable 700~1100mm	Four Wheels Moving Stand Max Extended Length 1040mm Height Adjustable 850~1350mm	Four Wheels Moving Stand Max Extended Length 1230mm Height Adjustable 880~1420mm
Illumination	Coaxial 12V100W Halogen Cold Light, 6°+0° Coaxial Light, ≥35000 Lux		
	/	25° Oblique Light, ≥30000 Lux, Can Used As Slit Lamp	26° Oblique Light, ≥30000 Lux, Can Used As Slit Lamp
Power Supply	AC110V/220V Optional, 120W	AC110V/220V Optional, 300W	AC110V/220V Optional, 170W
Packing	1 Cartons Total G.W 45Kg, Volume 0.26CBM	6 Cartons Total G.W 207Kg, Volume 1.02CBM	6 Cartons Total G.W 205Kg, Volume 1.01CBM




# A41.34 Series Model & Selection Guide



Picture	Model	Magnification	Head & C-Mount	Standard Objective	Optional Objective	Optional	Light Source	Control	Package	Application
	A41.3403	3 Steps, 5.3x, 8x, 12x	One Head 45°	F=200mm	/	Beam Splitter CCD Adapter	Halogen 35000 lux	2 Function Foot Switch Z (Focus)	1 Cartons, Total G.W 45Kg, Volume 0.26CBM	Ophthalmology
	A41.3405	5 Steps, 4x, 6x, 10x, 16x, 25x	Dual Head 0-45°+45°	F=200mm	F=250mm F=300mm	Beam Splitter CCD Adapter	Halogen 35000 lux, 25° Oblique 30000 lux	6 Function Foot Switch X/Y/Z	6 Cartons, Total G.W 207Kg, Volume 0.94CBM	Ophthalmology
	A41.3421	Zoom 4.5x-25x	Dual Head 0-60°+45°	F=200mm	/	Beam Splitter CCD Adapter	Halogen 35000 lux, 26° Oblique 30000 lux	8 Function Foot Switch X/Y/Z/Zoom	6 Cartons, Total G.W 205Kg, Volume 1.01CBM	Ophthalmology

A41.34 Series Optional Accessories		Catalogue No	
Objective		F=200mm, For A41.3405 Main Head: 4x, 6x, 10x, 16x, 25x, Assistant Head: 6x, 10x, 16x	A52.3401-200
		F=250mm, For A41.3405 Main Head: 3.2x, 5x, 8x, 12.8x, 20x, Assistant Head: 5x, 8x, 12.8x	A52.3401-250
		F=300mm, For A41.3405 Main Head: 2.7x, 4.2x, 6.7x, 11x, 17x, Assistant Head: 4.2x, 6.7x, 11x	A52.3401-300
Beam Splitter		Beam Splitter, 2 Ports	A55.3401
Adapter		Digital CCD Camera Adapter	A55.3402
Digital Camera		38M, 1/2.3", Output HDMI+USB+TF Card, HDMI Resolution Photo 60M, Video 2K@30FPS, 1080p@60FPS, USB Resolution 2.0M, HDMI+USB Output At Same Time, USB Measuring Function, Input DC12V, C/CS Mount, Including HDMI Cable, USB Cable, Remote Controller, Adapter, Manual, 16G TF Card	A59.4231
Light Source		Xeon Light Source, 250W	A56.4844





Opto-Edu (Beijing) Co., Ltd.

☎ 0086 13911110627

✉ sale@optoedu.com

🌐 cnoec.com

F-1501 Wanda Plaza, No. 18 Shijingshan Road, Beijing 100043, China