



## A11.1506-A3 Inclined Monocular Biological Microscope WF10x Eyepiece Separate Coarse

Our Product Introduction

for more products please visit us on [cnoec.com](http://cnoec.com)

### Basic Information

- Place of Origin: China
- Brand Name: CNOEC, OPTO-EDU
- Certification: CE, Rohs
- Model Number: A11.1506
- Minimum Order Quantity: 1 pc
- Price: Negotiation
- Packaging Details: Carton Packing, For Export Transportation
- Delivery Time: 5~20 Days
- Payment Terms: T/T, West Union, Paypal
- Supply Ability: 5000 pcs/ Month



### Product Specification

- Total Magnification: 40x-400x
- Head: Monocular 45°Inclined, 360°Rotatable
- Eyepiece: WF10x
- Objectives: 4x, 10x, 40xs
- Focusing: Seperate Coarse And Fine Adjustment
- Stage: Plain Stage With Clips, 100mmx90mm
- Illuminator: Concave-Plano Mirror Dia. 40mm
- Highlight: **high powered microscope, binocular biological microscope, biological compound microscope**



### More Images



## Product Description

A11.1506-A3 Inclined Monocular Triple separate coarse and fine focus adjustment educational China student micr

Total Magnification: 40X~400X  
Monocular Vertical Tube, Coarse Focus  
Simple Structure And Nice Appearance  
Featured By Clear Image, Easy Operation

The Biological Microscope Model A11.1506, Can Be Used In Teaching Experiment For Primary And Secondary Schools. It Is Featured By Clear Image, Easy Operation, Simple But Reliable Structure And Nice Appearance. Stration And Other Occasions.

### OPTO-EDU A11.1506-A3 Inclined Monocular Triple separate coarse and fine focus adjustment educational China student microscope



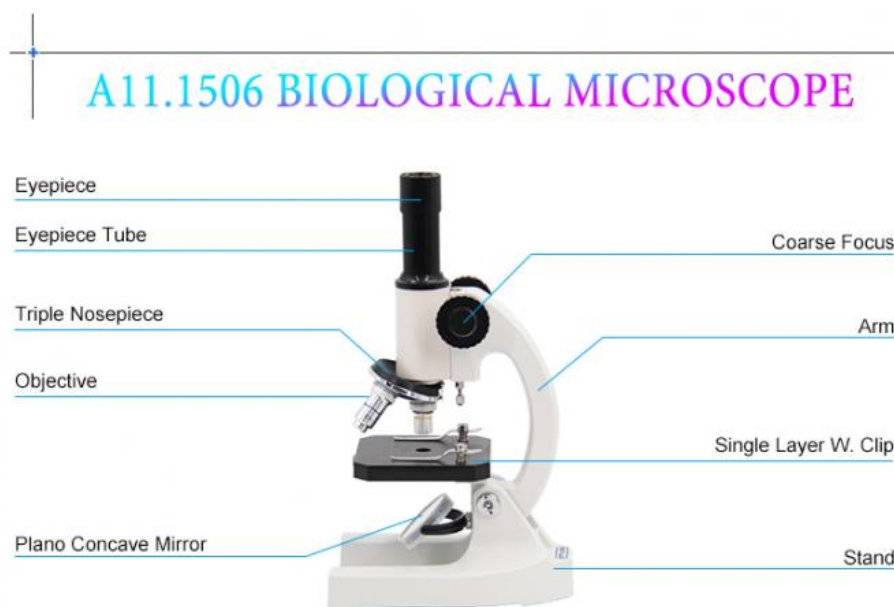
**OPTO-EDU**

## Biological Microscope

**A11.1506**

-  Total Magnification: 40X~400X
-  Monocular Vertical Tube, Coarse Focus
-  Simple Structure And Nice Appearance
-  Featured By clear Image, Easy Operation

**Don't Miss Best Microscope For You!**



A11.1506 Biological Microscope Practical Application

The Biological Microscope Model A11.1506, Can Be Used In Teaching Experiment For Primary And Secondary Schools. It Is Featured By Clear Image, Easy Operation, Simple But Reliable Structure And Nice Appearance. Stration And Other Occasions.



 A11.1506-A1 Monocular Coarse Focus Biological Microscope

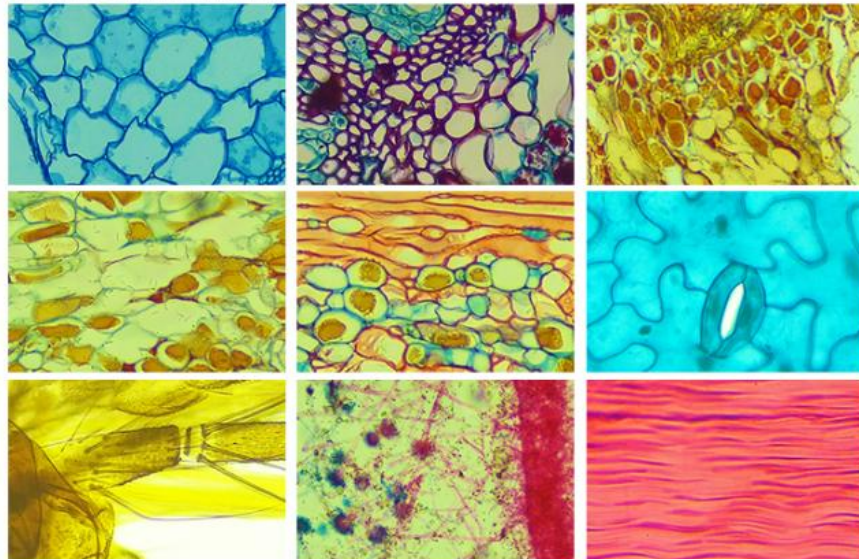


 A11.1506-A2 Monocular Separate Coarse And Fine Focus Adjustment Biological Microscope




 A11.1506-A3 Inclined Monocular Separate Coarse And Fine Focus Adjustment Biological Microscope

#### A11.1506 Biological Microscope



## USER INSTRUCTION




### 01 WORKING STAGE

Put The Sample Slice Required To Observe On The Center Of The Stage, At The Center Of The Round Hole. Press Firmly With Two Pieces Of Spring.

### 02 ILLUMINATOR

Face The Mirror Toward A Light Source, Such As A Fluorescent Lamp Or A Window, To Conduct Light Into The Microscope And Obtain A Bright Field Of View.





### 03 OBJECTIVE

Achromatic 4x, 10x, 40x Objectives Included. Put The Objective Needed To Observe To The Center Under Low Magnification 4x, Rotate Coarse Focus Till Presence Of The Clearest Image Before High Magnification Observation.

### 04 FOCUSING

After The Replacement Of The High Magnification Lens, View From Eyepiece, In Case Of An Unclear Image, Rotate Coarse Focus Until A Clear Image Is In The View.



## PRODUCT DESCRIPTION



A11.1506 Specification		A1	A2	A3
Total Magnification	40x-400x	•	•	•
Head	Monocular Vertical Head Tube	•	•	-
	Monocular 45°inclined, 360°Rotatable	-	-	•
Eyepiece	WF10x	•	•	•
Objectives	4x	•	•	•
	10x	•	•	•
	40xs	•	•	•
Focusing	Coarse Adjustment Range: 20mm	•	-	-
	Seperate Coarse And Fine Adjustment, Coarse Adjustment Range: 20mm, Fine Adjustment Range : 1.4~1.6mm	-	•	•
Stage	Plain Stage With Clips,100mmx90mm	•	•	•
Illuminator	Concave-Plano Mirror Dia. 40mm	•	•	•
Optional Accessories				
Illuminator	Electrical Illuminator (110V/220V 20W)			



## PACKING AND SHIPPING

**Packing :** Cardbox And Polyfoam + Strong Master Carton 15\*21\*34cm, G.W.: 2.0Kgs


**Shipping Time :** 3-10 Days From Stock



## MORE CHOICES




A11.1505

 [BUY NOW](#)



A11.1524

 [BUY NOW](#)




A11.1529

 [BUY NOW](#)




A11.1518

 [BUY NOW](#)




A11.1324

 [BUY NOW](#)



A11.1509

 [BUY NOW](#)

Company Information

## OUR STRENGTH


- ◆ 25+ Years Professional Experience Know Microscopes Best
- ◆ 150+ Microscope & Accessory Manufacturers From China
- ◆ 200+ Hot Sale & Newest Update Microscope Model Every Month
- ◆ 720+ Customers From All Over World Keep Rising
- ◆ 1200+ Microscope Models To Create One-Stop Purchase Platform
- ◆ OPTO-EDU As Famous Brand For Microscope In China & USA
- ◆ Top Seller For Microscope on Alibaba Recommend To 99% User
- ◆ Most Professional Sale Team Supply Best Microscope Solution



**Opto-Edu (Beijing) Co., Ltd.**

 0086 13911110627

 [sale@optoedu.com](mailto:sale@optoedu.com)

 [cnoec.com](http://cnoec.com)

F-1501 Wanda Plaza, No. 18 Shijingshan Road, Beijing 100043, China