



A59.4902 Usb Microscope Camera

Our Product Introduction

for more products please visit us on cnoec.com

Basic Information

- Place of Origin: China
- Brand Name: CNOEC, OPTO-EDU
- Certification: CE, Rohs
- Model Number: A59.4902
- Minimum Order Quantity: 1 pc
- Price: FOB \$1~1000, Depend on Order Quantity
- Packaging Details: Carton Packing, For Export Transportation
- Delivery Time: 5~20 Days
- Payment Terms: T/T, West Union, Paypal
- Supply Ability: 5000 pcs/ Month

OPTO-EDU



Product Specification

- Product Name: OPTO-EDU A59.4902 3.5 Mega Pixel Digital Camera For Microscope
- Resolution: 3.5M, 1080p
- Output: USB,HDMI, TF Card
- Power Supply: Micro-USB (5V DC)
- Sensor: CMOS Sensor
- Usage: C-mount & Eyepiece Tube Connect All Kinds Microscope
- Size: 15.5*11*6.7cm
- Certificate: CE, Rohs
- Warranty: 3 Years
- Packing: 40 Pcs/carton, 54*38*31cm/18.5Kgs
- Highlight: microscope accessory, parts of the microscope, compound microscope parts

OPTO-EDU



More Images



OPTO-EDU



Product Description

OPTO-EDU A59.4902 3.5 Mega Pixel Digital Camera for Microscope with Rohs FCC CE certificate

A59.4902 digital eyepiece, combines USB and HD output, with professional imaging software, high quality 3.5M pixel HD color image sensor, it is ideal tool to show real time micro image on your HD monitor or PC, easily capture image, record, and manage the pictures.

Product Parameter

Hardware Configuration	
Imaging Sensor	Aptina AR0330 CMOS Sensor
Scan Mode	Scan line by line
The maximum resolution	2304 x 1535(3,538,944 pixels)
Sensor Optical Format	1/3" (5.07mm(H) x 3.38mm(V), Diagonal 6.09mm)
Pixel Size	2.2μm x 2.2μm
Dynamic Range	69.5dB
ADC	12-bit, 8-Bit R.G.B to PC
SNR(Signal Noise Ratio)	39dB
Spectral Characteristics	380-650nm
Video Mode Resolution	1080P@30FPS, 720P@30FPS,WVGA@30FPS
Snapshot Mode Resolution	2304x1536, 2304x1296, 1920x1080, 1280x720, 800x480
Exposure Capability	Real-time auto, Single auto, Manual adjustment
White Balance	Real-time auto, Single auto, Manual adjustment
Capture Modes	Picture Resolution: 1920x1080, 1280x720, 800x480 Format: JPG Video Resolution: 2304x1536, 2304x1296, 1080P@30FPS, 720P@30FPS, WVGA@30FPS Format: MOV
Record Route	The local and TF card
Interface Parameter	
Camera Interface	C mount thread (1"x1/32) BFL: 11.6-36mm
Wired Picture Interface	HD Model: Mini HD USB Model: Micro USB
Charger Interface	Micro USB, DC5.0V 2A
Software Environment	
Operation System	Microsoft®Windows®XP/7/8/8.1/10(32&64 bit)
Computer Configuration	CPU: equal or more than the second generation Intel core 2.8GHz Memory: 2G or more USB port: USB2.0 high speed port or compatible port Displayer: Suggest 17 inches or larger
Operating Environment	
Operating Temperature	0 ~ 40
Storage Temperature	-20 ~ 60
Operating Humidity	30~60%RH

Storage Humidity	10~80%RH
------------------	----------



Dual HD & USB Microscope Digital Camera

A59.4902 

-  HD & USB Dual Image Output
-  Unique Designed Manual Focusing Knob on Camera
-  High Quality 3.5M CMOS Sensor
-  C-Mount & Eyepiece Tube Connect All Kinds Microscopes
-  Professional Analysis Software Support
2 Split / 4 Split Windows



Product Display

PRODUCT DISPLAY

A59.4902



High Quality 3.5M CMOS sensor



A59.4902 Certified by RoHS ,FCC, CE



TF Card Slot Max 64G Support Quick Image & Video Capture



Full Function Button For Easy Operation



HD & Mini USB Port

A59.4902 Standard Outfit





A59.4902-M



A59.4902-M05



Models Optional



A59.4902-M

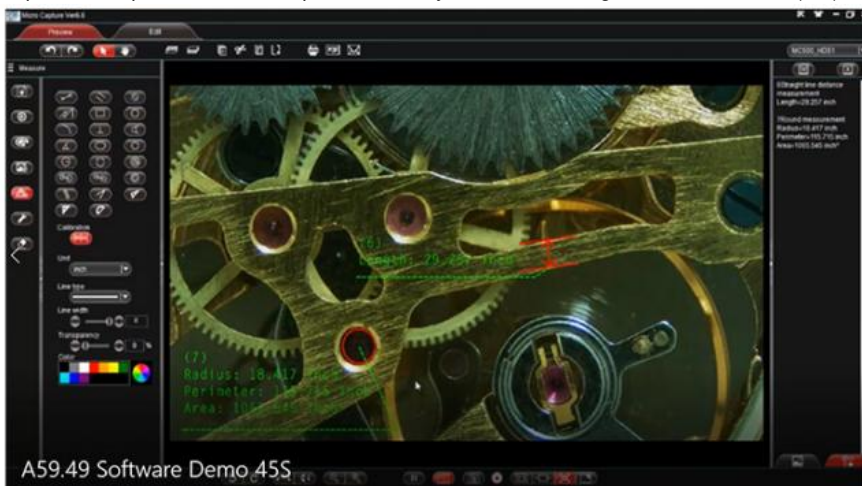


A59.4902-M05

Camera Feature



1. Large depth of field, wide field of view, long operation distance.
2. Manual focusing knob can focus quickly and easily in long range.
3. Dual output HD & USB to support photograph/record and real time storage of SD card image, with USB 3.5M, HD 1080p/30fps.
4. Adopt advanced HDR image processing technique under HD mode to largely reduce light reflection of the observation object surface.
5. High quality USB 2.0 & HD cable support plug & play for high speed data transfer
6. Professional analysis software support OEM different language version.
9. Dynamic and still annotations, powerful measure functions for choice in (PC)
7. 2 split and 4 split screen to compare and analysis different images at same time in (PC)



8. Fix-time continuous capture photo function to track the whole changing process of observe things (PC)
9. Rotate picture with any angle when preview, no need to move the objective (PC)
10. Creative image manager to store, search, view user's image freely.
11. All hardware support hot plug/unplug without stopping software work (PC).
12. TF Card Slot support maximum 64G for local image & video recording, (TF card not include)
13. Fit all microscopes with standard C-Mount, and adapter for microscope eyetube 23.2mm/30mm/30.5mm

Manual Focus Knob

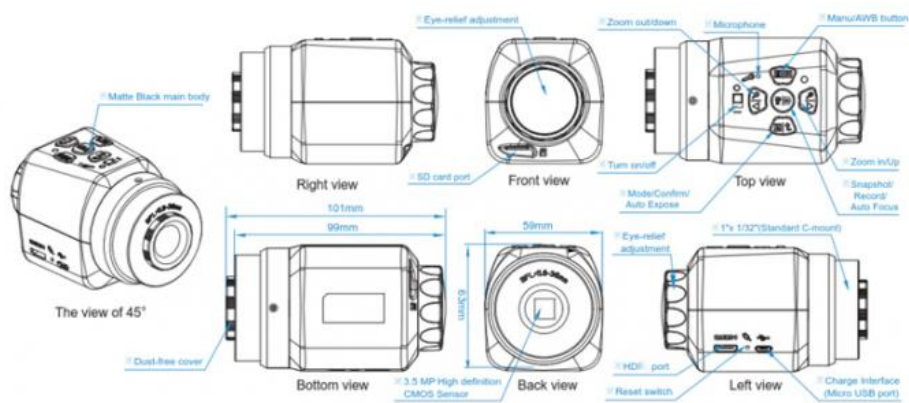
Manual Focus Knob:



Revolutionary manual focus knob on the camera , it can focus quickly and easily in long range and extend working distance and magnifications.



Drawing Display



A49.4902



A49.4902-M

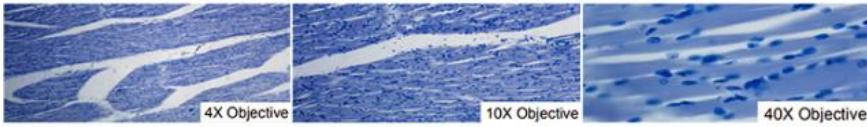


A59.4902-M05


Application

APPLICATION AND CASE

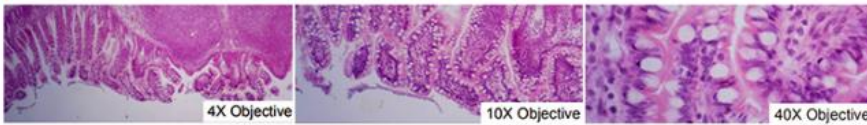
Dog skeletal muscle sections under different objectives



Simple squamous epithelium sections under different objective



Dog ileum sections under different objective



More Choices

MORE CHOICES



A59.4904

 BUY NOW




A59.4905

 BUY NOW




A59.4907

 BUY NOW



A59.4910

 BUY NOW




A59.4902B

 BUY NOW



A59.4908

 BUY NOW

Packing and Shipping

Packing : Compact Design Box and Strong Master Carton
Shipping Time : 1-5 Days From Stock



About Us

OPTO-EDU is one of the top professional supplier for microscope from China, we focus in microscope & educational field for more than 20 years. As the top recommended seller for microscope on alibaba, we have full types microscopes, including biological microscope, stereo microscope Metallurgical microscope, inverted microscope, fluorescent microscope, polarized microscope, phase contrast microscope, dark field microscope, multi-viewing microscope, DIC microscope, AFM/STM/SPM microscope, zoom microscope, gem microscope, digital microscope, LCD microscope, comparison microscope Forensic microscope, and all kinds of microscope accessories.

Our customer comes from more than 104 countries, such as United States, Britain, Russia, Canada, Germany, Denmark, Poland, Sweden, UAE, Qatar, Saudi Arabia, Egypt, Mexico, Argentina, Chile, Brazil, Korea, Thailand, India, Indonesia, Philippines, and so on. We have been working tirelessly to supply China's nice quality production to the world market!

☆ Real Data Of Export Countries And Regions ☆

Countries /Regions			Number of Batches	Countries /Regions			Number of Batches
客户ID	客户名称	客户名称	客户名称	客户ID	客户名称	客户名称	客户名称
23	国家/地区: KYRGYZSTAN	吉尔吉斯斯坦	批数: 1	65	国家/地区: MOLDOVA	摩尔多瓦	批数: 1
24	国家/地区: ZIMBABWE	津巴布韦	批数: 2	66	国家/地区: PALESTINE	巴勒斯坦	批数: 2
25	国家/地区: SENEGAL	塞内加尔	批数: 2	67	国家/地区: JAPAN	日本	批数: 7
26	国家/地区: EL SALVADOR	萨尔瓦多	批数: 1	68	国家/地区: CHILE	智利	批数: 6
27	国家/地区: BOLIVIA	玻利维亚	批数: 3	69	国家/地区: IRAQ	伊拉克	批数: 6
28	国家/地区: ROMANIA	罗马尼亚	批数: 5	70	国家/地区: SINGAPORE	新加坡	批数: 8
29	国家/地区: COLOMBIA	哥伦比亚	批数: 7	71	国家/地区: TANZANIAN	坦桑尼亚	批数: 1
30	国家/地区: FINLAND	芬兰	批数: 1	72	国家/地区: COTE D'IVOIRE (Republic of Ivory Coast)	科特迪瓦	批数: 2
31	国家/地区: CAMEROON	喀麦隆	批数: 3	73	国家/地区: VIET NAM	越南	批数: 19
32	国家/地区: COSTA RICA	哥斯达黎加	批数: 1	74	国家/地区: IRAN	伊朗	批数: 6
33	国家/地区: SPAIN	西班牙	批数: 6	75	国家/地区: SWEDEN	瑞典	批数: 5
34	国家/地区: ISRAEL	以色列	批数: 9	76	国家/地区: UZBEKISTAN	乌兹别克斯坦	批数: 2
35	国家/地区: NIGERIA	尼日利亚	批数: 7	77	国家/地区: TURKEY	土耳其	批数: 8
36	国家/地区: EGYPT	埃及	批数: 13	78	国家/地区: BELGIUM	比利时	批数: 2
37	国家/地区: CAMBODIA (Kampuchea)	柬埔寨	批数: 2	79	国家/地区: LAOS	老挝	批数: 1
38	国家/地区: PARAGUAY	巴拉圭	批数: 2	80	国家/地区: BRAZIL	巴西	批数: 15
39	国家/地区: MADAGASCAR	马达加斯加	批数: 1	81	国家/地区: BANGLADESH	孟加拉国	批数: 6
40	国家/地区: MACEDONIA	马其顿	批数: 1	82	国家/地区: ECUADOR	厄瓜多尔	批数: 2
41	国家/地区: BENIN	贝宁	批数: 1	83	国家/地区: NETHERLANDS	荷兰	批数: 8
42	国家/地区: UKRAINE	乌克兰	批数: 3	84	国家/地区:		批数: 6
43	国家/地区: NEW ZEALAND	新西兰	批数: 2	85	国家/地区: THE PHILIPPINES	菲律宾	批数: 15
44	国家/地区: LITHUANIA	立陶宛	批数: 1	86	国家/地区: THAILAND	泰国	批数: 18
45	国家/地区: NORWAY	挪威	批数: 1	87	国家/地区: GERMANY	德国	批数: 12
46	国家/地区: SWITZERLAND	瑞士	批数: 2	88	国家/地区: SRI LANKA	斯里兰卡	批数: 2
47	国家/地区: HONGKONG	香港	批数: 3	89	国家/地区: PERU	秘鲁	批数: 12
48	国家/地区: ARGENTINA	阿根廷	批数: 4	90	国家/地区: SAUDI ARABIA	沙特阿拉伯	批数: 4
49	国家/地区: TAIWAN	中国台湾	批数: 1	91	国家/地区: INDIA	印度	批数: 23
50	国家/地区: ALGERIA	阿尔及利亚	批数: 1	92	国家/地区: BULGARIAN	保加利亚	批数: 3
51	国家/地区: MALAYSIA	马来西亚	批数: 17	93	国家/地区: ITALY	意大利	批数: 19
52	国家/地区: GREECE	希腊	批数: 1	94	国家/地区: TUNISIA	突尼斯	批数: 1
53	国家/地区: UNITED KINGDOM	英国	批数: 13	95	国家/地区: RUSSIA	俄罗斯	批数: 33
54	国家/地区: MOROCO	摩洛哥	批数: 2	96	国家/地区: UNITED STATES	美国	批数: 51
55	国家/地区: YEMEN	也门	批数: 1	97	国家/地区: MEXICO	墨西哥	批数: 12
56	国家/地区: AUSTRALIA	澳大利亚	批数: 12	98	国家/地区: HUNGARY	匈牙利	批数: 3
57	国家/地区: GHANA	加纳	批数: 3	99	国家/地区: CANADA	加拿大	批数: 6
58	国家/地区: GEORGIA	格鲁吉亚	批数: 3	100	国家/地区: POLAND	波兰	批数: 6
59	国家/地区: CZECHO	捷克	批数: 2	101	国家/地区: PAKISTAN	巴基斯坦	批数: 5
60	国家/地区: KENYA	肯尼亚	批数: 2	102	国家/地区: KOREA	韩国	批数: 23
61	国家/地区: INDONESIA	印度尼西亚	批数: 14	103	国家/地区: UNITED ARAB EMI	阿联酋	批数: 5
62	国家/地区: DENMARK	丹麦	批数: 2	104	国家/地区: LATVIA	拉托维亚	批数: 1
63	国家/地区: VENEZUELA	委内瑞拉	批数: 1				
64	国家/地区: FRANCE	法国	批数: 8				

OUR WORKSHOP



OPTO-EDU ADVANTAGES

- ☆ Alibaba Recommend Top Supplier for Microscope!
- ☆ All Kinds of Microscope from China!
- ☆ Factory Direct Price!
- ☆ Nice Quality!
- ☆ More Than 1200 Microscope Models!
- ☆ Small Order Welcome!
- ☆ Payment By PayPal, WU, Alibaba!
- ☆ Quick Shipping Within 5 Days!
- ☆ Warranty 3 Years For Our Microscope!



- ☆ **WITH US YOUR MONEY IS SAFE!**
- ☆ **WITH US YOUR TRADE IS SAFE!**



OUR SERVICE

01

Feedback within 12 hours

02

After sale service assured

03

3 years warranty time



Opto-Edu (Beijing) Co., Ltd.



0086 13911110627



sale@optoedu.com



cnoec.com

F-1501 Wanda Plaza, No. 18 Shijingshan Road, Beijing 100043, China