



Motorized Digital Forensic Comparison Microscope OPTO-EDU A18.1829 Binocular

Our Product Introduction

for more products please visit us on cnoec.com

Basic Information

- Place of Origin: China
- Brand Name: CNOEC, OPTO-EDU
- Certification: CE, Rohs
- Model Number: A18.1829
- Minimum Order Quantity: 1 pc
- Price: FOB \$1~1000, Depend on Order Quantity
- Packaging Details: Carton Packing, For Export Transportation
- Delivery Time: 5~20 Days
- Payment Terms: T/T, West Union, Paypal
- Supply Ability: 5000 pcs/ Month




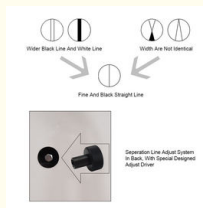
A56.1821 150W Cold Light Source With Optical Fiber & Light Collector(Optional)

Product Specification

- Applications: Laboratory|Research
- Certification: CE|Rohs
- Drawtube: Binocular
- Illumination: LED
- Magnification: 2x~240x
- Theory: Comparison Microscope
- Highlight: **bullet comparison microscope, binocular optical microscope**



More Images



Product Description

OPTO-EDU A18.1829 Motorized Digital Forensic Comparison Microscope

A18.1829 Motorized Digital Forensic Comparison Microscope,With Motorized Working Table	
Magnification	2x~240x
Head	0-45° Tiltable Binocular Head, Interpupillary Distance 48~75mm, Diopter +/-5 Adjustable
Eyepiece	WF10x/22mm, High Eyepoint WF20x/12mm, High Eyepoint
Nosepiece	6 Hole Click Stop Nosepiece
Objective	LWD Infinity Plan Achromatic Objective 0.5x, 1x, 1.5x, 2x, 4x, 6x Auxiliary Lens 0.4x, 2.0x
Working Distance	101mm
View Field	Dia. 2.3~62mm
Magnification Correcting	Magnification Correction System, With Correcting Lens
Separation Line Adjusting	Separation Line Adjust System In Back, With Special Designed Adjust Driver
Working Stage	Square Manual Working Stage 90°90mm, Moving Range 54°54°54mm
	Round Tiltable Working Stage Dia. 90mm, 0-45° Inclined, 360° Rotatable

	Joint Left/Right Moving Range 54mm, Joint Up/Down Range 60mm	
Light Source	12V50W Fan Cooling Strong Halogen Light, Brightness Adjustable,2pcs	
	5W LED Cold Light, High Brightness, Brightness Adjustable,2pcs	
	Coaxial Light Lens, To Observe In Deep Hole, Or Smooth Object Surface,2pcs	
	Polarizing Light Lens, To Eliminate Flare Lights And Dazzling Lights,2pcs	
	Transmit Bottom Light (Built-in Working Stage)	
	Ultraviolet Light Lens,2pcs	
	Filters: Red, Blue, Yellow, Green,2pcs Each Color	
Adapter	0.5x CCD Adapter For Digital Camera,1pc	
	Front View Photo Adapter 2.5X For SLR Digital Camera (Nikon And Canon)	
CCD Camera	Built-in 3.0M High Resolution Color CCD Camera,USB 2.0 Output,2048*1536 Pixels,Pixel Size 3.2*3.2μm	
Software	incl. Laptop	
	Professional Forensic Image Analysis Software	
	Motorized/Manual Viewfield Changeover Full /Split /Overlapping Image	
	Motorized/Manual Control Working Stage X/Y/Z 3D Movement	
	Motorized/Manual Control Round Working Stage Rotation +/- Direction	
	Motorized/Manual Control To Change Objective Magnification	
Power	80~240V Wide Range Voltage	
Bullet Holder	Standard Bullet Holder 2 Sets,Bullet Holder Set for all kinds of Bullet, Cartridge and other Objects	
Dimension	Instrument Size 40*60*72cm	
Optional Accessories		
Light Source	150W Cold Light Source, With Optical Fiber & Light Collector	A56.1821
Bullet Holder	Motorized Bullet Holder 1 Set	A54.1813

OPTO-EDU

Motorized Forensic Comparison Microscope

A18.1829

Total Optical Magnification 2x~240x

LWD Infinity Plan Achromatic Objective

Left/Right, Split And Overlapping Image Comparison

Separation Line Adjusting System


Magnification Correcting System

Full Motorized Function By Software Control


PRODUCT DESCRIPTION

PRODUCT DISPLAY

A18.1829




- 0-45° Titable Binocular Head, Interpupillary Distance 48~75mm, Diopter ± 5 Adjustable.
Inclination Adjustable for User Easy View




- Front View Photo Adapter For SLR Digital Camera;
Built-in CCD Camera USBOutput




○ UV/LED/HAL/TRANSMIT, All Kinds Light Sources, Brightness Adjustable



○ Coaxial Light Attachment To Get Vertical Light Path For Watching Inside Deep Hole Bottom



○ Polarizing Light Lens Set, To Eliminate Flare Lights And Dazzling Lights.



○ Ultraviolet Light Len & Filters: Red, Blue, Yellow, Green




○ Long Working Distance Infinity Plan Objectives 0.5X, 1.0X, 1.5X, 2.0X, 4.0X, 6.0X




○ Eyepiece WF10x/22mm And WF20x/12mm, High Eyepoint, Each 2 pcs Included



○ Auxiliary Lens 0.4X And 2.0X, Each 2 pcs Included



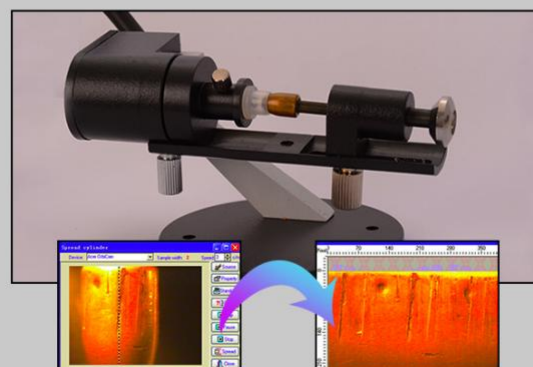
○ Separation Line Adjust System in Back, with Special Designed Adjust Driver



○ Magnification Correction System, With Correcting Lens



○ Bullet Holder Set To Hold & View All Kinds Of Cartridge, Bullet, Other Objects In Different Angle And Position Freely. Each Microscope Include 2 Sets



○ Optional Motorized Bullet Holder, To Capture Rotating Cartridge Surface And Spread To Observe/Compare Easily, Used With Software

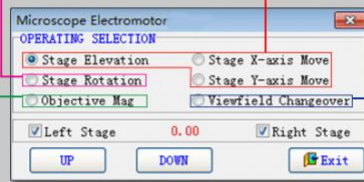


Objective Magnification

Round Stage Rotation

Stage X/Y/Elevation

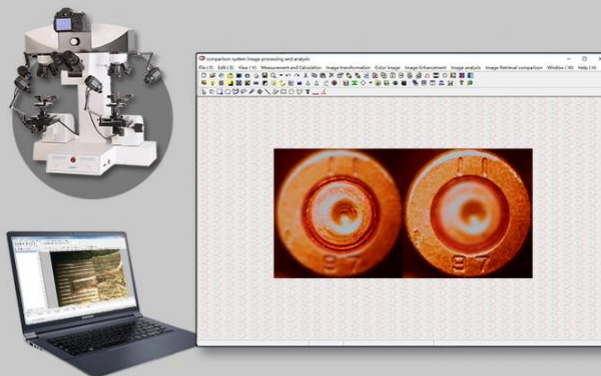
Viewfield Changeover



- Motorized/Manual Viewfield Changeover Full /Split /Overlapping Image
- Motorized/Manual Control Working Stage X/Y/Elevation 3D Movement
- Motorized/Manual Control Round Working Stage Rotation +/- Direction
- Motorized/Manual Control To Change Objective Magnification



Accessories Packed In Strong Aluminium Box




A18.1829 Include Professional Forensic Image Analysis Software

Optional Accessories

A56.1821



150W Cold Light Source With Optical Fiber & Light Collector(Optional)



- 01 This model is an ideal instrument for police stations.
- 02 Procuratorial organs and courthouses to identify finger prints, shot marks, tool traces, seals and writings.
- 03 For colleges and universities to use for educational purposes.
- 04 It is also suitable for banks, archeological studies, electronics researches, biological science and agriculture, etc.


Technical Parameters:

Objective	Eyeiece 10X	Eyeiece 20X	Photograppping & Video System	Working Distance
	Mag./Viewfield φ22mm	Mag./Viewfield φ12mm		
1X/0.03	10X/φ22	20X/φ12	Measure According to Monitor & Digital Camera	102mm
1.5X/0.04	15X/φ15	30X/φ8		
2X/0.05	20X/φ11	40X/φ6		
4X/0.072	40X/φ5.5	80X/φ3		
6X/0.075	60X/φ3.7	120X/φ2		
0.5X/0.02	5X/φ44	10X/φ24		138mm

MORE CHOICES




A18.1825-LCD

 BUY NOW




A18.1825

 BUY NOW



A18.1828-LCD

 BUY NOW




A18.1830

 BUY NOW




A18.1828

 BUY NOW



A18.1816

 BUY NOW

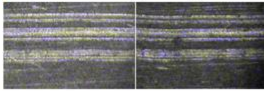
APPLICATION AND CASE

A18.1829 Motorized Digital Forensic Comparison Microscope, newly developed in 2013, is suitable to be used for forensic science laboratory research work, for compare all kinds of bullets, cartridge cases, cutting objects, paper documents and etc. It can be fully controlled by manual or computer software. Built-in high resolution digital color camera can output realtime image and video to computer, With full comparison system function, and with steady quality at very competitive price, it is your best choice!

Adjust the white balance




Wipe traces cutting docking



Bucket of pillow distortion correction



Histogram enhancement



More cases


The comparison between two bullets from same pistol		
Joint of the trail of bullet ejection	Joint of the trail of warhead rifling	Comparison between trail of firing pin on bottom of the bullet
Outstanding magnification function		
Magnified part of cartridge case	Magnified part of shotgun cartridge case bottom	Observing cartridge case bottom under long working distance
The joint and comparison between different object trails		
Joint of two cartridge cases	Joint of two cartridge cases	Joint of two cutting trails
Joint of two broken plastic objects	Joint of two scratch trails	Joint of two stamps
Comparison between two cartridge cases		
Comparison between two cartridge cases fired by same pistol	Comparison between two cartridge cases fired by different pistol	



PACKING AND SHIPPING

Packing : By Polyethylene Foam + Carton 58*78*102cm, G.W.: 65Kgs;
Optical Aluminium Box

Shipping Time : 3-10 Days From Stock



A18.1829



COMPANY INFORMATION

OPTO-EDU is one of the top professional supplier for microscope from China, we focus in microscope & educational field for more than 20 years. As the top recommended seller for microscope on alibaba, we have full types microscopes, including biological microscope, stereo microscope Metallurgical microscope, inverted microscope, fluorescent microscope, polarized microscope, phase contrast microscope, dark field microscope, multi-viewing microscope, DIC microscope, AFM/STM/SPM microscope, zoom microscope, gem microscope, digital microscope, LCD microscope, comparison microscope Forensic microscope, and all kinds of microscope accessories.

Our customer comes from more than 104 countries, such as United States, Britain, Russia, Canada, Germany, Denmark, Poland, Sweden, UAE, Qatar, Saudi Arabia, Egypt, Mexico, Argentina, Chile, Brazil, Korea, Thailand, India, Indonesia, Phillipine and so on. We have been working tirelessly to supply China's nice quality production to the world market!

☆ Real Data Of Export Countries And Regions ☆

Countries /Regions			Number of Batches	Countries /Regions			Number of Batches
客户ID	客户名称	客户名称	批数	客户ID	客户名称	客户名称	批数
23	国家/地区: KYRGYZSTAN	吉尔吉斯斯坦	批数: 1	65	国家/地区: MOLDOVA	摩尔多瓦	批数: 1
24	国家/地区: ZIMBABWE	津巴布韦	批数: 2	66	国家/地区: PALESTINE	巴勒斯坦	批数: 2
25	国家/地区: SENEGAL	塞内加尔	批数: 2	67	国家/地区: JAPAN	日本	批数: 7
26	国家/地区: EL SALVADOR	萨尔瓦多	批数: 1	68	国家/地区: CHILE	智利	批数: 6
27	国家/地区: BOLIVIA	玻利维亚	批数: 3	69	国家/地区: IRAQ	伊拉克	批数: 6
28	国家/地区: ROMANIA	罗马尼亚	批数: 5	70	国家/地区: SINGAPORE	新加坡	批数: 8
29	国家/地区: COLOMBIA	哥伦比亚	批数: 7	71	国家/地区: TANZANIA	坦桑尼亚	批数: 1
30	国家/地区: FINLAND	芬兰	批数: 1	72	国家/地区: COTE D'IVOIRE (Republic of Ivory Coast)	科特迪瓦	批数: 2
31	国家/地区: CAMEROON	喀麦隆	批数: 3	73	国家/地区: VIET NAM	越南	批数: 19
32	国家/地区: COSTA RICA	哥斯达黎加	批数: 1	74	国家/地区: IRAN	伊朗	批数: 6
33	国家/地区: SPAIN	西班牙	批数: 9	75	国家/地区: SWEDEN	瑞典	批数: 5
34	国家/地区: ISRAEL	以色列	批数: 7	76	国家/地区: UZBEKISTAN	乌兹别克斯坦	批数: 2
35	国家/地区: NIGERIA	尼日利亚	批数: 13	77	国家/地区: TURKEY	土耳其	批数: 8
36	国家/地区: EGYPT	埃及	批数: 2	78	国家/地区: BELGIUM	比利时	批数: 2
37	国家/地区: CAMBODIA (Kampuchea)	柬埔寨	批数: 2	79	国家/地区: LAOS	老挝	批数: 1
38	国家/地区: PARAGUAY	巴拉圭	批数: 1	80	国家/地区: BRAZIL	巴西	批数: 15
39	国家/地区: MADAGASCAR	马达加斯加	批数: 1	81	国家/地区: BANGLADESH	孟加拉国	批数: 6
40	国家/地区: MACEDONIA	马其顿	批数: 1	82	国家/地区: ECUADOR	厄瓜多尔	批数: 2
41	国家/地区: BENIN	贝宁	批数: 3	83	国家/地区: NETHERLANDS	荷兰	批数: 8
42	国家/地区: UKRAINE	乌克兰	批数: 2	84	国家/地区: THE PHILIPPINES	菲律宾	批数: 15
43	国家/地区: NEW ZEALAND	新西兰	批数: 1	85	国家/地区: THAILAND	泰国	批数: 12
44	国家/地区: LITHUANIA	立陶宛	批数: 2	86	国家/地区: GERMANY	德国	批数: 2
45	国家/地区: NORWAY	挪威	批数: 1	87	国家/地区: SRI LANKA	斯里兰卡	批数: 12
46	国家/地区: SWITZERLAND	瑞士	批数: 3	88	国家/地区: PERU	秘鲁	批数: 4
47	国家/地区: ARGENTINA	阿根廷	批数: 1	89	国家/地区: SAUDI ARABIA	沙特阿拉伯	批数: 23
48	国家/地区: TAIWAN	台湾	批数: 17	90	国家/地区: INDIA	印度	批数: 3
49	国家/地区: ALGERIA	阿尔及利亚	批数: 13	91	国家/地区: BULGARIAN	保加利亚	批数: 19
50	国家/地区: MALAYSIA	马来西亚	批数: 1	92	国家/地区: ITALY	意大利	批数: 1
51	国家/地区: GREECE	希腊	批数: 2	93	国家/地区: TUNISIA	突尼斯	批数: 33
52	国家/地区: UNITED KINGDOM	英国	批数: 1	94	国家/地区: RUSSIA	俄罗斯	批数: 51
53	国家/地区: MOROCCO	摩洛哥	批数: 12	95	国家/地区: UNITED STATES	美国	批数: 12
54	国家/地区: YEMEN	也门	批数: 3	96	国家/地区: MEXICO	墨西哥	批数: 3
55	国家/地区: AUSTRALIA	澳大利亚	批数: 2	97	国家/地区: HUNGARY	匈牙利	批数: 6
56	国家/地区: GHANA	加纳	批数: 2	98	国家/地区: CANADA	加拿大	批数: 5
57	国家/地区: GEORGIA	格鲁吉亚	批数: 14	99	国家/地区: POLAND	波兰	批数: 6
58	国家/地区: CZECH	捷克	批数: 2	100	国家/地区: PAKISTAN	巴基斯坦	批数: 23
59	国家/地区: KENYA	肯尼亚	批数: 1	101	国家/地区: KOREA	韩国	批数: 5
60	国家/地区: INDONESIA	印度尼西亚	批数: 8	102	国家/地区: UNITED ARAB EM	阿联酋	批数: 1
61	国家/地区: DENMARK	丹麦	批数: 1	103	国家/地区: LATVIA	拉托维亚	批数: 1
62	国家/地区: VENEZUELA	委内瑞拉	批数: 1				
63	国家/地区: FRANCE	法国	批数: 8				

OUR WORKSHOP



OUR SERVICE

01

Feedback within 12 hours

02

After sale service assured

03

3 years warranty time



Opto-Edu (Beijing) Co., Ltd.

0086 13911110627

sale@optoedu.com

cnoec.com

F-1501 Wanda Plaza, No. 18 Shijingshan Road, Beijing 100043, China