



8.0M Microscope Accessories 10.1" LCD HD Digital Microscope Camera A59.4250

Our Product Introduction

Basic Information

- Place of Origin: China
- Brand Name: CNOEC, OPTO-EDU
- Certification: CE, Rohs
- Model Number: A59.4250
- Minimum Order Quantity: 1 pc
- Price: FOB \$1~1000, Depend on Order Quantity
- Packaging Details: Carton Packing, For Export Transportation
- Delivery Time: 5~20 Days
- Payment Terms: T/T, West Union, Paypal
- Supply Ability: 5000 pcs/ Month



Product Specification

- Sensor: 1/2.86" Color CMOS
- Pixel Size: 2.75μm*2.75μm
- Max Resolution: 1920x1080, 2.0M Full HD Preview, 8.0M High Resolution Photo Capture
- Definition: FULL HD
- White Balance: Manual Operation
- Memory Card: TF Class10
- Screen Size: 10.1"(1080p)
- Highlight: microscope accessory, parts of the microscope



More Images



Product Description

A59.4250 10.1" LCD HD Digital Microscope Camera Is Customized For The Development Of Microscopes, Used For Microsection And Other Observed Objects Collection, Display, Storage Integration Equipment. Pictures And Video Of The Collected Objects Can Be Retained. Including The Acquisition Side: HD HDMI Camera (1920*1080); Display Terminal: HD LCD Screen.

The System Is Designed For Medical And Industrial Fields Of New Product; Image Restoration Effect Is Good, Structured.

Through The 2mp (1080p) High-speed Transmission Camera, The High-speed Camera Used At The Acquisition End Has No Dragging And Delay, Which Brings The User A Sense Of Lightness And Pleasure, And Perfectly Presents The Picture Under The Microscope Objective On The System's Own Screen.

The Data Acquisition Terminal And The Screen Terminal Are Connected By HDMI Transmission, And Can Be Connected To The Large-screen Display Device According To The Actual Demand.

With Clear And Accurate Positioning Of The Center Cross Line.

Product Model	A59.4250
Product Name	Microscope HD Digital Display And Storage System
Screen Size	10.1"(1080p)
Sensor	1/2.86" Color CMOS
Pixel Size	2.75μm*2.75μm
Max Resolution	1920x1080, 2.0M Full HD Preview, 8.0M High Resolution Photo Capture
Definition	FULL HD
White Balance	Manual Operation
Memory Card	TF Class10
Photo/Video	Support
Cross Hair	Support
Menu	Brightness, Contrast, Saturation, RGB, Language Settings
Interface	HDMI/USB2.0
Power	DV-5V
Operating Temperature	-10°C+50°C
Operating Humidity	10%~90%

OPTO-EDU

LCD Digital HD 10.1" Microscope Camera

A59.4250




-  Equipped With 10.1" HD 1080P Displayer
-  Full HD 1080p Real Time Preview
-  8.0M High Resolution Photo Capture
-  TF Card Slot Support Photo & Video Save Easily
-  Infrared Controller To Take Photo & Adjust Parameter

Don't Miss Newest Camera For You!


A59.4250 LCD HD DIGITAL CAMERA



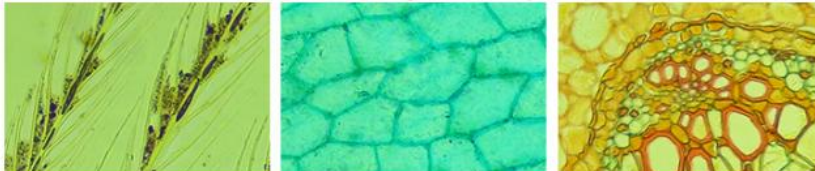
A59.4250 LCD HD Camera + A23.1502 Zoom Stereo Microscope



A59.4250 LCD HD Camera + A12.1502 Biological Microscope



A59.4250 LCD HD Camera + A12.2601 Biological Microscope



Application Scenarios

Biological Recognition	Portrait Detection, Fingerprint, Palmprint Recognition, Iris Detection, Etc
Defect Elimination	Test The Quality Of The Products
Accurate Measurement	Area Measurement, Three-coordinate Measurement, Three-dimensional Scanning, Stereo Vision Measurement, Etc
Tracking Identification	Qr Code, Commodity Code, Etc

PRODUCT DISPLAY



01 DIGITAL CAMERA

HDMI 1/2.86" Color CMOS, 1920x1080, 2.0M Full HD Preview, 8.0M High Resolution Photo Capture

02 COMPLETE SOLUTION

Adjustable Angle For Easy Observation



PRODUCT DESCRIPTION



 A59.4250 10.1" LCD HD Digital Microscope Camera



How To Use



PACKING AND SHIPPING

Packing : Cardbox And Polyfoam + Strong Master Carton 30*33*12cm, G.W.: 1.16Kgs

Shipping Time : 3-10 Days From Stock



Opto-Edu (Beijing) Co., Ltd.

☎ 0086 13911110627

✉ sale@optoedu.com

🌐 cnoec.com

F-1501 Wanda Plaza, No. 18 Shijingshan Road, Beijing 100043, China